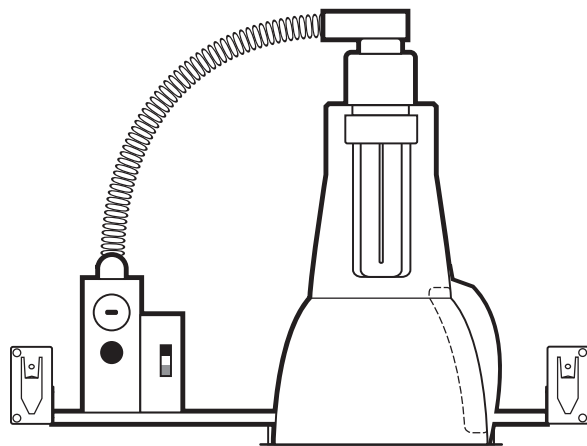


## 5" VERTICAL SINGLE LAMP DOWNLIGHT



Clear Alzak® Haze



Wheat Alzak® Haze

### SPECIFICATION INFORMATION

#### HOUSING ASSEMBLY

- Pre-coated galvanized steel mounting frame and J-box.
- Telescopic bar hangers supplied, provides for off-center mounting on joists or T-bar.
- .063 aluminum lampholder securely fastens to reflector, provides thermally efficient operation.
- Self flange type trim for clean, contemporary appearance.
- Ground wire included (prewired).

#### TWIST LOCK SOCKET

- Push lamp in and twist clockwise to lock into place.
- Lamp will not fall out.
- Relamp with pole (with Changer accessory).

#### REFLECTOR

- Thirty degree (30°) cutoff.
- Anodized, haze, durable and anti-iridescent.
- Finishes: **A**—Clear Alzak® Haze, and **G**—Wheat Alzak® Haze.

#### BALLAST

- Standard in universal voltage 120V through 277V.
- Thermally protected rapid start electronic ballasts use 4-pin lamps
- .99 power factor with THD < 10%.
- End of lamp life protection.

#### ELECTRICAL

- Allows 4-in/4-out #12 AWG conductors rated at minimum 90° C.
- J-box and ballast are both accessible through fixture.
- U.L. listed for use in damp locations.

#### ACCESSORIES

- **AL**—acrylic food service lens
- **CHANGER** for re-lamp cup
- **P**—trim flange painted white
- **CP**—Chicago plenum
- **OT5**—white oversize trim ring (adds 5/8" to flange)
- **FS**—inline fuse

#### DIMMING

- Voltage *must* be specified.
- Controls lumen output down to ±5%.
- Compatible dimmers required for all ballasts.
- **D3** Advance Mark X for 18, 26, 32 or 42W lamp.
- **D4** Lutron Tu-Wire for 26 or 32W lamp. 120V *only*.
- **D5** Advance Mark VII for 18, 26, 32 or 42W lamp.
- **D8** Lutron Hi-Lume for 26, 32 or 42W lamp. Controls lumen output down to ±1%.
- **D9** Lutron Eco System for 18, 26, 32 and 42W lamps.

#### EMERGENCY

- Voltage *must* be specified.
- **EM** emergency power provides 650 lumens for one lamp for 90 minutes.
- **EM13** emergency power provides 1300 lumens for one lamp for 90 minutes.

### ORDERING INFORMATION

#### LAMP INFO

- 1-13** 13W quad tube
- 1-18** 18W triple tube
- 1-26** 26W triple tube
- 1-32** 32W triple tube
- 1-42** 42W triple tube

#### 120V ELECTRONIC

- WV5113.A30.1E**
- WV5118.A30.1E**
- WV5126.A30.1E**
- WV5132.A30.1E**
- WV5142.A30.1E**

#### 277V ELECTRONIC

- WV5113.A30.2E**
- WV5118.A30.2E**
- WV5126.A30.2E**
- WV5132.A30.2E**
- WV5142.A30.2E**

### SUBMITTAL INFORMATION

**TYPE:**

**PROJECT:**

**NOTES:**

**DESCRIPTION:**

**DELRAY  
LIGHTING  
INCORPORATED**

**WV5100**

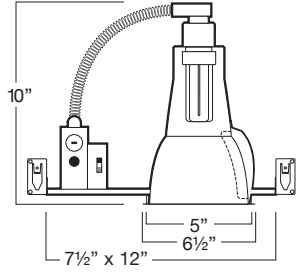
BURBANK,  
CALIFORNIA,  
91505  
WWW.  
DELRAY  
LIGHTING.  
COM

OCT 2010

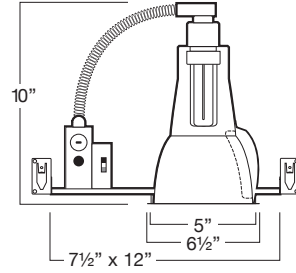
**CLEAR ALZAK 30°**

**CLEAR ALZAK 30°**

**WV5118.A30**



**WV5126.A30**



**FOOTCANDLES ON WALL FROM MULTIPLE UNITS**

MTG. HT.	FOOTCANDLES		
	Δ	Units 2' apart	Δ
2'	33	32	33
4'	24	24	24
6'	12	12	12
8'	6	6	6
10'	3	3	3

Units 2 feet from wall and 2 feet apart  
Based on 1-26 watt lamp

MTG. HT.	FOOTCANDLES				
	Δ	1'	2'	3'	4'
2'	9	4	2	1	
4'	9	7	6	3	
6'	4	4	3	2	
8'	2	2	1	1	
10'	1	1	1	1	

1 unit 2.5 feet from wall in 1 foot increments  
Based on 1-26 watt lamp

**NOTES**

**WV5118.A30**

1-18W triple tube  
G24q-2 electronic socket  
Total lumens: 1250  
Spacing criteria: .6  
Wheat Alzak CP x .90  
Efficiency: 23.3%

**WV5126.A30**

1-26W triple tube  
G24q-3 electronic socket  
Total lumens: 1800  
Spacing criteria: .7  
Wheat Alzak CP x .90  
Efficiency: 21.2%