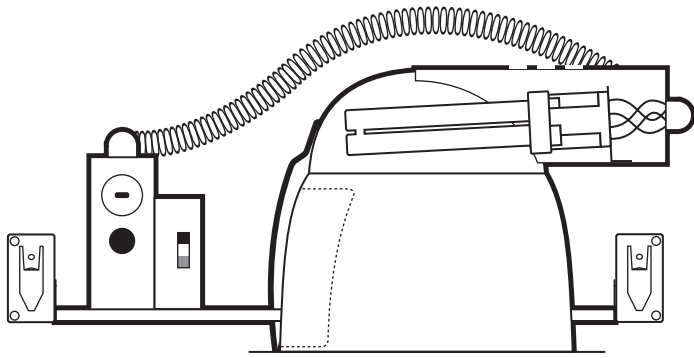


6" SINGLE LAMP CUTAWAY WALLWASHER



Clear Alzak® Haze
Cutaway Wallwash

SPECIFICATION INFORMATION

HOUSING ASSEMBLY

- Pre-coated galvanized steel mounting frame and J-box.
- Telescopic bar hangers supplied, provides for off-center mounting on joists or T-bar.
- .063 aluminum lampholder securely fastens to reflector, provides thermally efficient operation.
- Self flange type trim for clean, contemporary appearance.
- Ground wire included (prewired).

REFLECTOR

- Thirty degree (30°) cutoff.
- Anodized, haze, durable and anti-iridescent.
- Finishes: **A**—Clear Alzak® Haze, and **G**—Wheat Alzak® Haze.

BALLAST

- Standard in universal voltage 120V through 277V.
- Thermally protected rapid start electronic ballasts use 4-pin lamps
- .99 power factor with THD<10%.
- End of lamp life protection.

ELECTRICAL

- Allows 4-in/4-out #12 AWG conductors rated at minimum 90° C.
- J-box and ballast are both accessible through fixture.
- U.L. listed for use in damp locations.

ACCESSORIES

- **AL**—acrylic food service lens
- **P**—trim flange painted white
- **CP**—Chicago plenum
- **OT6**—white oversize trim ring (adds 5/8" to flange)
- **FS**—inline fuse

DIMMING

- Voltage *must* be specified.
- Controls lumen output down to ±5%.
- Compatible dimmers required for all ballasts.
- **D3** Advance Mark X for 18 or 26W lamp.
- **D4** Lutron Tu-Wire for 26W lamp. 120V *only*.
- **D5** Advance Mark VII for 18 or 26W lamp.
- **D8** Lutron Hi-Lume for 26W lamp. Controls lumen output down to ±1%.
- **D9** Lutron Eco System for 18, 26W lamp.

EMERGENCY

- Voltage *must* be specified.
- **EM** emergency power provides 650 lumens for one lamp for 90 minutes
- **EM13** emergency power provides 1300 lumens for one lamp for 90 minutes

ORDERING INFORMATION

LAMP INFO

- 2-13** 13W quad tube
- 2-18** 18W quad tube
- 2-26** 26W quad tube

120V ELECTRONIC

- WH6213.A30.1E**
- WH6218.A30.1E**
- WH6226.A30.1E**

277V ELECTRONIC

- WH6213.A30.2E**
- WH6218.A30.2E**
- WH6226.A30.2E**

SUBMITTAL INFORMATION

TYPE:

PROJECT:

NOTES:

DESCRIPTION:

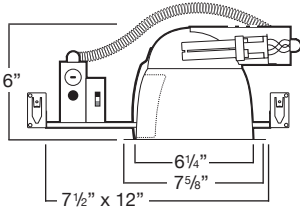
**DELRAY
LIGHTING
INCORPORATED**

WH 6 200

BURBANK,
CALIFORNIA,
91505
WWW.
DELRAY
LIGHTING.
COM

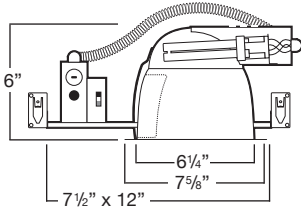
2-13 WATT QUAD TUBE

WH6213.A



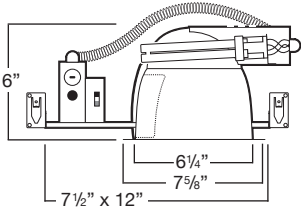
2-18 WATT QUAD TUBE

WH6218.A



2-26 WATT QUAD TUBE

WH6226.A



FOOTCANDLES ON WALL FROM MULTIPLE UNITS

MTG. HT.	FOOTCANDLES		
	Δ	Units 2' apart	Δ
2'	36	39	36
4'	25	26	25
6'	13	14	13
8'	10	10	10
10'	9	9	9

Units 2 feet from wall and 2 feet apart
Based on 2-13 watt lamps

MTG. HT.	FOOTCANDLES		
	Δ	Units 3' apart	Δ
2'	22	21	22
4'	18	17	18
6'	13	14	13
8'	9	11	9
10'	8	9	8

Units 3 feet from wall and 3 feet apart
Based on 2-13 watt lamps

NOTES

WH6213
Wall Washer
2-13W quad tube
G24q-1 electronic socket
Total lumens: 1800
Efficiency: 53.7%

WH6218
Wall Washer
2-18W quad tube
G24q-2 electronic socket
Total lumens: 2500
FC x 1.4
Efficiency: 48.0%

WH6226
Wall Washer
2-26W quad tube
G24q-3 electronic socket
Total lumens: 3600
FC x 2.0
Efficiency: 47.8%