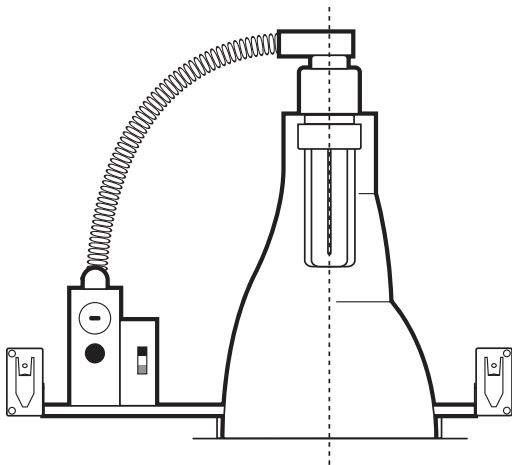


6" VERTICAL SINGLE LAMP DOWNLIGHT



Clear Alzak® Haze



Wheat Alzak® Haze



Black Baffle

SPECIFICATION INFORMATION

HOUSING ASSEMBLY

- Pre-coated galvanized steel mounting frame and J-box.
- Telescopic bar hangers supplied, provides for off-center mounting on joists or T-bar.
- .063 aluminum lampholder securely fastens to reflector, provides thermally efficient operation.
- Self flange type trim for clean, contemporary appearance.
- Ground wire included (prewired).

TWIST LOCK SOCKET

- Push lamp in and twist clockwise to lock into place.
- Lamp will not fall out.
- Relamp with pole (with Changer accessory).

REFLECTOR

- Thirty degree (30°) or forty degree (40°) cutoff.
- Anodized, haze, durable and anti-iridescent.
- Finishes: **A**—Clear Alzak® Haze, and **G**—Wheat Alzak® Haze.

BALLAST

- Standard in universal voltage 120V through 277V.
- Thermally protected rapid start electronic ballasts use 4-pin lamps
- .99 power factor with THD<10%.
- End of lamp life protection.

ELECTRICAL

- Allows 4-in/4-out #12 AWG conductors rated at minimum 90° C.
- J-box and ballast are both accessible through fixture.
- U.L. listed for use in damp locations.

ACCESSORIES

- **AL**—acrylic food service lens
- **B**—black baffle
- **CHANGER** for re-lamp cup
- **P**—trim flange painted white
- **CP**—Chicago plenum
- **OT6**—white oversize trim ring (adds 5/8" to flange)
- **FS**—inline fuse

DIMMING

- Voltage *must* be specified.
- Controls lumen output down to ±5%.
- Compatible dimmers required for all ballasts.
- **D3** Advance Mark X for 26W lamp.
- **D4** Lutron Tu-Wire for 26W lamp. 120V *only*.
- **D5** Advance Mark VII for 26W lamp.
- **D8** Lutron Hi-Lume for 26W lamp. Controls lumen output down to ±1%.
- **D9** Lutron Eco System for 26W lamp.

EMERGENCY

- Voltage *must* be specified.
- **EM** emergency power provides 650 lumens for one lamp for 90 minutes.
- **EM13** emergency power provides 1300 lumens for one lamp for 90 minutes.

ORDERING INFORMATION

LAMP INFO

1-26 26W quad or triple tube

120V ELECTRONIC

V6126.A30.1E 26W 30°

V6126.A40.1E 26W 40°

277V ELECTRONIC

V6126.A30.2E 26W 30°

V6126.A40.2E 26W 40°

SUBMITTAL INFORMATION

TYPE:

PROJECT:

NOTES:

DESCRIPTION:

**DELRAY
LIGHTING
INCORPORATED**

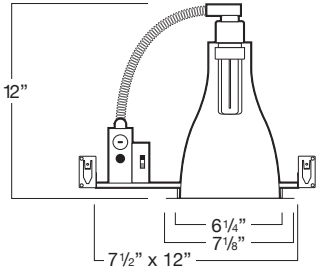
V6126

BURBANK,
CALIFORNIA,
91505
WWW.
DELRAY
LIGHTING.
COM

OCT 2010

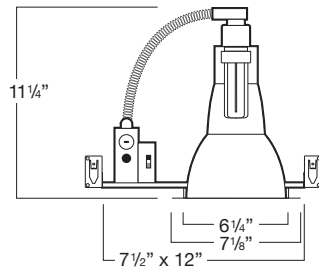
CLEAR ALZAK 30°

TV6126.A30



CLEAR ALZAK 40°

TV6126.A40



CONE OF LIGHT

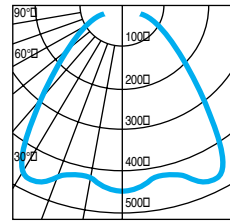
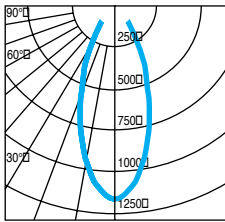
MTG. HT.	FC/0°	DIA.
4'	77	2.3
6'	34	3.4
8'	19	4.6
10'	12	5.7
12'	9	6.9

50% FC at edge

MTG. HT.	FC/0°	DIA.
4'	29	6.0
6'	13	9.0
8'	7	12.1
10'	5	15.1
12'	3	18.1

50% FC at edge

CP DISTRIBUTION



COEFFICIENTS OF UTILIZATION

% CEILING 80 (20% FLOOR)

% WALL 70	50	30
0	42	42
1	40	39
2	38	37
3	37	35
4	35	33
5	34	31
6	33	30
7	31	29
8	30	27
9	29	26
10	27	24

% CEILING 80 (20% FLOOR)

% WALL 70	50	30
0	70	70
1	67	65
2	63	60
3	59	55
4	56	51
5	52	46
6	49	42
7	45	39
8	42	35
9	39	32
10	35	28

NOTES

V6126.A30

1-26 watt quad tube
G24q-3 electronic socket
Total lumens: 1800
Spacing criteria: .6
Wheat Alzak CP x .9
Efficiency: 33.9%

V6126.A40

1-26 watt quad tube
G24q-3 electronic socket
Total lumens: 1800
Spacing criteria: 1.4
Wheat Alzak CP x .9
Efficiency: 68.4%