

SWING T5 ACRYLIC LAMP DIFFUSER

21 SERIES

Frosted Prismatic Acrylic Diffuser



TYPE:

Model#

Voltage Options*

ORDER NUMBER:

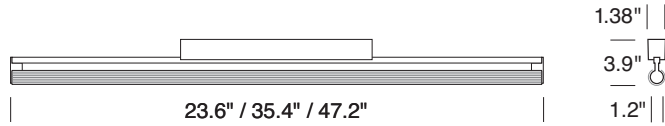
1-120V SW200S
2-277V SW200W

PROJECT:

**See back page for details.*

Please review mounting info before ordering.

Surface Model #	Length	Wattage
SW52114.221	2'	14
SW52124.221	2'	24
SW53121.321	3'	21
SW53139.321	3'	39
SW54128.421	4'	28
SW54154.421	4'	54



Dimming/emergency not available on series SW5.

DELRAY
LIGHTING
INCORPORATED

SW5/21

BURBANK,
CALIFORNIA,
91505
WWW.
DELRAY
LIGHTING.
COM

4' 54W

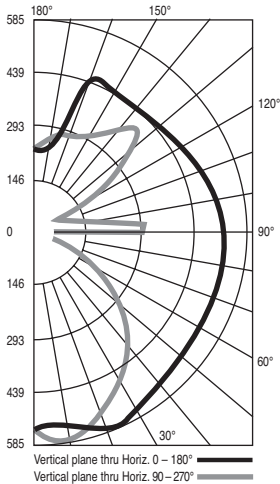
1-54W T5



SW44154.421

1-54W T5
G5 socket
Total lumens: 5000 mean
Total luminaire efficiency: 95.7%

CP DISTRIBUTION



COEFFICIENTS

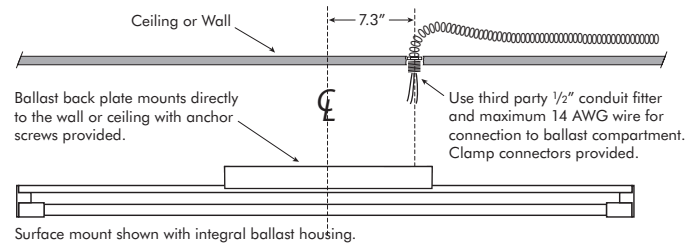
% CEILING 80 (20% FLOOR)			
% WALL	70	50	30
0	104	104	104
1	90	84	78
2	80	71	63
3	72	61	52
4	66	53	44
5	60	47	38
6	55	42	33
7	51	37	29
8	47	34	25
9	43	31	23
10	40	28	20

SWING CONSTRUCTION

- Cast zinc aluminum alloy and aluminum extrusion construction.
- G5 twist-in lamp holders.
- UL /cUL listed for damp locations.
- Integral universal standard output 120/277V, 50/60 Hz electronic ballast.
- Back plate has *threaded 7/8"* opening for direct 16 AWG conduit feed.
- Dimming and **EM** not available.

MOUNTING

Swing features a die cast backplate with a threaded 1/2" conduit fitting at one end for direct connection to flexible conduit, which provides the smallest ballast compartment profile and avoids unsightly plates or covers on walls or ceilings. Use a third party 1/2" conduit fitting and maximum 14 AWG wire for communication to the ballast. Detailed installation instructions are available at www.delraylighting.com.



NOTE: POWER DOES NOT ENTER AT THE CENTER

OPTIONS

J-BOX MOUNT

Mounting the SW4 and SW5 series with standard ballast housing to a recessed J-box requires a 3" mud ring, the holes in line with the direction of the fixture. Order **SW200**, available in **S**-silver or **W**-white.

