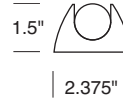



STICK T5 DIRECT/INDIRECT LOUVER

40 SERIES

Direct/Indirect Trim with Specular Louvers



| | | | | |
|----------------------|---------------|----------------|-----------------|-----------------|
| TYPE: | Model# | Voltage | Options* | Dimming* |
| ORDER NUMBER: | | 1-120V | SEM | SPF3 |
| PROJECT: | | 2-277V | SEM13 | SPF4 |
| | | | SAC | SPF5 |
| | | | | SD3 |
| | | | | SD5 |
| | | | | SD8 |
| | | | | SD9 |
| | | | | SD10 |

**See back page for details.*

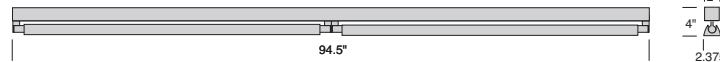
Please review mounting info before ordering.

ST7 Run Length:

(Enter in multiples of 4 ft.)

Stand Alone

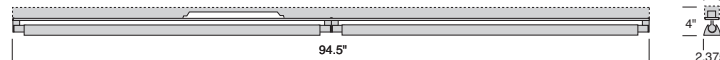
Fixture, rail and end caps included.



| Model # | Length | Wattage |
|-------------|--------|---------|
| ST58228.440 | 8' | 2-28 |
| ST58254.440 | 8' | 2-54 |

Continuous Run

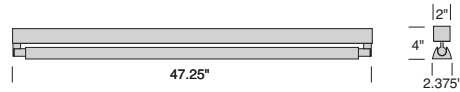
Rail parts must be ordered separately.



| Model # | Length | Wattage |
|-------------|--------|---------|
| ST78228.440 | 8' | 2-28 |
| ST78254.440 | 8' | 2-54 |

Stand Alone

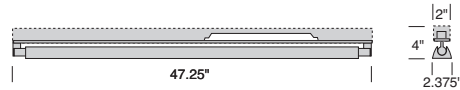
Fixture, rail and end caps included.



| Model # | Length | Wattage |
|-------------|--------|---------|
| ST54128.440 | 4' | 1-28 |
| ST54154.440 | 4' | 1-54 |

Continuous Run

Rail parts must be ordered separately.



| Model # | Length | Wattage |
|-------------|--------|---------|
| ST74128.440 | 4' | 1-28 |
| ST74154.440 | 4' | 1-54 |

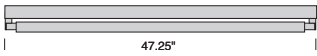
**DELRAY
LIGHTING
INCORPORATED**

ST5 & ST7/40

BURBANK,
CALIFORNIA,
91505
WWW.
DELRAY
LIGHTING.
COM

4' 54W

1-54W T5



ST54154.440

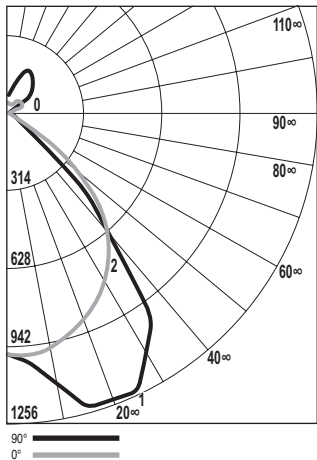
1-54W HO T5

G5 socket

Total lumens: 5000 mean

Total luminaire efficiency: 55.6%

CP DISTRIBUTION



COEFFICIENTS

| % CEILING 80 | (20% FLOOR) | | |
|--------------|-------------|----|----|
| | % WALL 70 | 50 | 30 |
| 0 | 64 | 64 | 64 |
| 1 | 59 | 57 | 55 |
| 2 | 55 | 51 | 47 |
| 3 | 50 | 45 | 41 |
| 4 | 46 | 40 | 36 |
| 5 | 42 | 36 | 31 |
| 6 | 39 | 32 | 28 |
| 7 | 36 | 29 | 24 |
| 8 | 33 | 26 | 22 |
| 9 | 31 | 24 | 20 |
| 10 | 29 | 22 | 18 |

STICK CONSTRUCTION

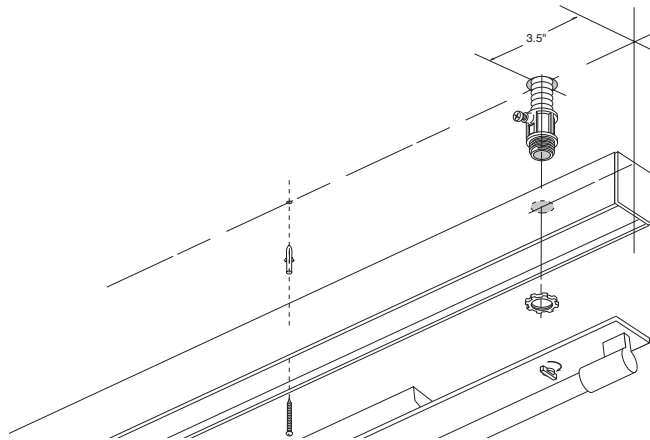
INLINE PENDANT

- 4' or 8' dual inline surface or pendant fixture that can be stand alone or connected to additional 8' or 4' Stick sections. (See Stick connection info below to order).
- Construction is cast zinc aluminum alloy and aluminum extrusion with matte anodized finish.
- Optional suspension is field-adjustable aircraft cable, with push button glider. Order **SAC**.
- G5 twist-in lamp holders.
- Standard output electronic ballasts are 120/277V 50/60 Hz universal in integral housing.
- Back plate has 7/8" opening for direct conduit feed, not intended for j-box mount.
- Dimming ballasts and emergency battery packs are available. (See options, right.)
- U.L. listed for damp locations.

MOUNTING INFORMATION

With exception of 4' standard, Stick ballast or rail housings are shipped with one opening (as shown below), for direct connection to conduit with third party 1/2" fittings. To locate

the power input elsewhere, alternate 7/8" openings may be drilled on the job site, anywhere along the top of the aluminum rail housing.



STICK SUSPENSION & CONNECTION OPTIONS



SAC— Standard 8' adjustable AC cable assembly.

SPF3— Power feed canopy with 8' three-conductor silver braided cord, standard output and **SD3**.

SPF4— Power feed canopy with 8' four-conductor silver braided cord for **SD8** dimming ballast.

SPF5— 8' silver braided 5-conductor cord (black, white, green, purple, gray), for **SD5** and **SD9** dimming ballasts.

OPTIONS

DIMMING BALLASTS

Dimming ballast integral. All ballasts require compatible dimmers. Voltage must be specified.

| Cat. # | Type | Wattage |
|-------------|--------------------------------|---------|
| SD3 | Advance Mark X | 54 |
| SD5 | Advance Mark VII | 54 |
| SD8 | Lutron Hi Lume FDB | 28/54 |
| SD9 | Lutron Eco System | 28/54 |
| SD10 | Stepped dim, 50% for 2x28 only | 2x28 |

EMERGENCY BALLASTS

- **SEM**—provides 825 lumens for 90 minutes.
- **SEM13**—provides 1300 lumens for 90 minutes.
- Charge indicator light and test switch visible from below. (Remote test switch available.)
- Voltage must be specified.

BALLAST HOUSING BOX COVER

Order **S100P** to mount ballast to a recessed J-box.

