

STICK 2' T5 SINGLE LAMP SURFACE

**DELRAY
LIGHTING
INCORPORATED**

ST5 & ST7-3 ft.

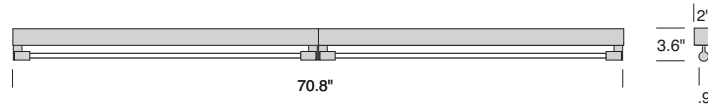


Shown with no trim (bare). For trim options, see back page.

| | | | | | |
|----------------------|--|----------------|-----------------|-------------------------------|--------------------|
| TYPE: | Model # | Voltage | Options* | Dimming* | Trim* |
| ORDER NUMBER: | | 1-120V | SAC | SPF5 | SD5 |
| PROJECT: | | 2-277V | SPF4 SPF5 | S100P | SD8 SD9 SD11 |
| | *See back page for details. | | | Run Length: | |
| | Please review mounting info before ordering. | | | (enter in multiples of 3 ft.) | |

Stand Alone

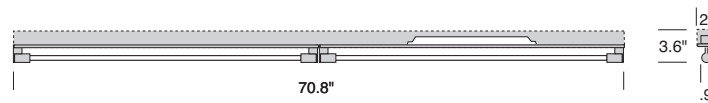
Fixture, rail and end caps included.



| Model # | Length | Wattage |
|---------|--------|---------|
| ST56221 | 6' | 2-21 |
| ST56239 | 6' | 2-39 |

Continuous Run

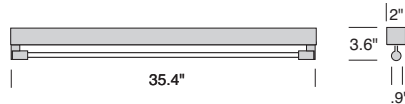
Rail parts must be ordered separately.



| Model # | Length | Wattage |
|---------|--------|---------|
| ST76221 | 6' | 2-21 |
| ST76239 | 6' | 2-39 |

Stand Alone

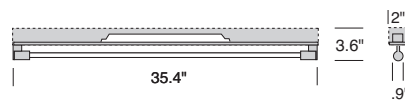
Fixture, rail and end caps included.



| Model # | Length | Wattage |
|---------|--------|---------|
| ST53121 | 3' | 1-21 |
| ST53139 | 3' | 1-39 |

Continuous Run

Rail parts must be ordered separately.



| Model # | Length | Wattage |
|---------|--------|---------|
| ST73121 | 3' | 1-21 |
| ST73139 | 3' | 1-39 |

BURBANK,
CALIFORNIA,
91505
WWW.
DELRAY
LIGHTING.
COM

STICK CONSTRUCTION

INLINE PENDANT


- 3' dual inline surface or pendant fixture that can be stand alone or connected to additional 2', 3', 4' or 8' Stick sections. (See Stick connection info below to order).
- Construction is cast zinc aluminum alloy and aluminum extrusion with matte anodized finish.
- Optional suspension is field-adjustable aircraft cable, with push button glider. Order **SAC**.

- G5 twist-in lamp holders.
- Standard output electronic ballasts are 120/277V 50/60 Hz universal in integral housing.
- Back plate has $\frac{7}{8}$ " opening for direct conduit feed, not intended for j-box mount.
- U.L. listed for damp locations.


EM

- EM not available.

TRIM OPTIONS




BARE



TRIM 11



TRIM 12



TRIM 13




TRIM 17




TRIM 18



TRIM 19



TRIM 20



TRIM 21



TRIM 22



TRIM 23



TRIM 30

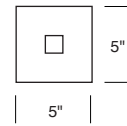
OPTIONS

DIMMING BALLASTS

| Cat. # | Type | Wattage |
|-------------|-------------------------------|---------|
| SD5 | Advance Mark VII | 21 |
| SD8 | Lutron Hi Lume H3D | 21/39 |
| SD9 | Lutron EcoSystem EC5 | 21/39 |
| SD11 | Lutron EcoSystem H-Series EHD | 21/39 |

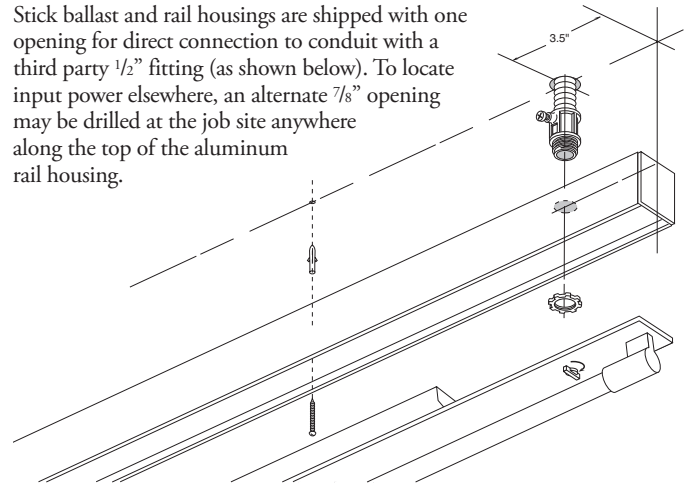
BALLAST HOUSING BOX COVER

Order **S100P** to mount ballast to a recessed J-box.



BALLAST/RAIL MOUNT INFO

Stick ballast and rail housings are shipped with one opening for direct connection to conduit with a third party $\frac{1}{2}$ " fitting (as shown below). To locate input power elsewhere, an alternate $\frac{7}{8}$ " opening may be drilled at the job site anywhere along the top of the aluminum rail housing.



STICK SUSPENSION & CONNECTION OPTIONS



SAC – Standard 8' adjustable AC cable assembly.

SPF4 – Power feed canopy with 8' four-conductor silver braided cord for **SD8** dimming ballasts.

SPF5 – 8' silver braided 5-conductor cord (black, white, green, purple, gray), for **SD5** and **SD9** dimming ballasts.