

STICK T5 ASYMMETRIC REFLECTOR WITH PARTIAL PERFORATION

17 SERIES

Asymmetric Reflector with Partial Perforation



TYPE:	Model#	Voltage	Options*	Dimming*	
ORDER NUMBER:		1-120V	SEM	SPF4	SD5
PROJECT:		2-277V	SEM13	SPF5	SD8
			SAC		SD9
					SD10
					SD11

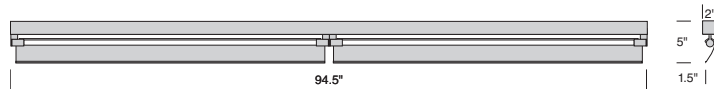
*See back page for details.

Please review mounting info before ordering.

ST7 Run Length:
(Enter in multiples of 4 ft.)

Stand Alone

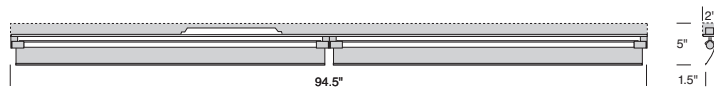
Fixture, rail and end caps included.



Model #	Length	Wattage
ST58228.417	8'	2-28
ST58254.417	8'	2-54

Continuous Run

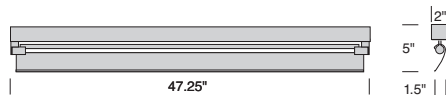
Rail parts must be ordered separately.



Model #	Length	Wattage
ST78228.417	8'	2-28
ST78254.417	8'	2-54

Stand Alone

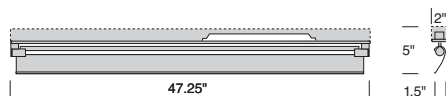
Fixture, rail and end caps included.



Model #	Length	Wattage
ST54128.417	4'	1-28
ST54154.417	4'	1-54

Continuous Run

Rail parts must be ordered separately.



Model #	Length	Wattage
ST74128.417	4'	1-28
ST74154.417	4'	1-54

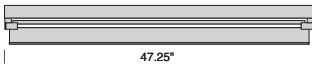
**DELRAY
LIGHTING
INCORPORATED**

ST5 & ST7/17

BURBANK,
CALIFORNIA,
91505
WWW.
DELRAY
LIGHTING.
COM

4' 54W

1-54W T5



ST54154.417

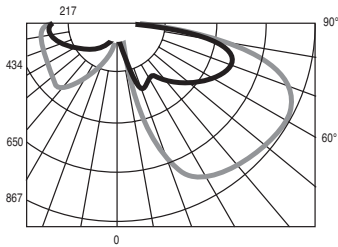
1-54W HO T5

G5 socket

Total lumens: 5000 mean

Total luminaire efficiency: 95.9%

CP DISTRIBUTION



Vertical plane thru Horiz. 0-180°
Vertical plane thru Horiz. 90-270°

COEFFICIENTS

% CEILING 80 (20% FLOOR)

% WALL 70	50	30
0	69	69
1	62	56
2	56	47
3	51	40
4	46	34
5	42	29
6	39	26
7	36	22
8	33	20
9	31	18
10	29	16

STICK CONSTRUCTION

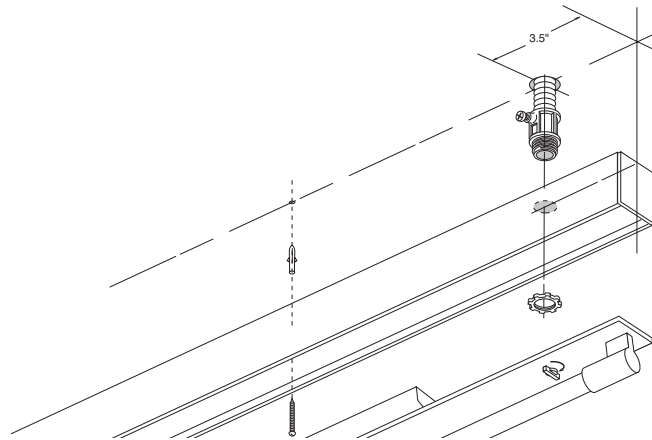
INLINE PENDANT

- 4' or 8' dual inline surface or pendant fixture that can be stand alone or connected to additional 8' or 4' Stick sections. (See Stick connection info below to order).
- Construction is cast zinc aluminum alloy and aluminum extrusion with matte anodized finish.
- Optional suspension is field-adjustable aircraft cable, with push button glider. Order **SAC**.
- G5 twist-in lamp holders.
- Standard output electronic ballasts are 120/277V 50/60 Hz universal in integral housing.
- Back plate has 7/8" opening for direct conduit feed, not intended for j-box mount.
- Dimming ballasts and emergency battery packs are available. (See options, right.)
- U.L. listed for damp locations.

MOUNTING INFORMATION

With exception of 4' standard, Stick ballast or rail housings are shipped with one opening (as shown below), for direct connection to conduit with third party 1/2" fittings. To locate

the power input elsewhere, alternate 7/8" openings may be drilled on the job site, anywhere along the top of the aluminum rail housing.



STICK SUSPENSION & CONNECTION OPTIONS



SAC – Standard 8' adjustable AC cable assembly.

SPF4 – Power feed canopy with 8' four-conductor silver braided cord for **SD8** dimming ballasts.

SPF5 – 8' silver braided 5-conductor cord (black, white, green, purple, gray), for **SD5** and **SD9** dimming ballasts.

OPTIONS

DIMMING BALLASTS

Dimming ballast integral. All ballasts require compatible dimmers. Voltage must be specified.

Cat. #	Type	Wattage
SD5	Advance Mark VII	28/54
SD8	Lutron Hi Lume H3D	28/54
SD9	Lutron Eco System EC5	28/54
SD10	Stepped dim, 50% for 2x28 only	2x28
SD11	Lutron EcoSystem H-Series EHD	28/54

EMERGENCY BALLASTS

- **SEM**—provides 825 lumens for 90 minutes.
- **SEM13**—provides 1300 lumens for 90 minutes.
- Charge indicator light and test switch visible from below. (Remote test switch available.)
- Voltage must be specified.

BALLAST HOUSING BOX COVER

Order **S100P** to mount ballast to a recessed J-box.

