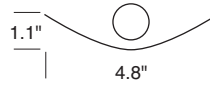



## STICK T5 PENDANT & SURFACE WITH ELLIPTICAL DIFFUSER

### 13 SERIES

Direct/Indirect White Elliptical  
Perforated Diffuser with  
Acrylic Backing



<b>TYPE:</b>	<b>Model#</b>	<b>Voltage</b>	<b>Options*</b>	<b>Dimming*</b>
<b>ORDER NUMBER:</b>		1-120V	SEM	SPF3
<b>PROJECT:</b>		2-277V	SEM13	SPF4
			SAC	SPF5
				SD3
				SD5
				SD8
				SD9
				SD10

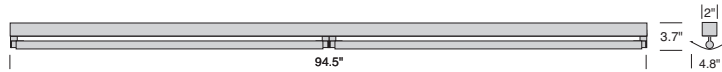
*\*See back page for details.*

**ST7 Run Length:**  
(Enter in multiples of 4 ft.)

**Please review mounting info before ordering.**

#### Stand Alone

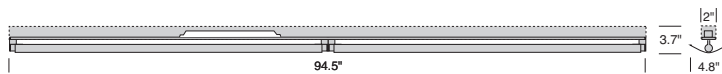
Fixture, rail and end caps  
included.



Model #	Length	Wattage
ST58228.413	8'	2-28
ST58254.413	8'	2-54

#### Continuous Run

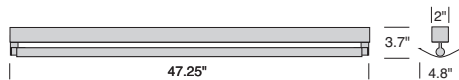
Rail parts must be ordered  
separately.



Model #	Length	Wattage
ST78228.413	8'	2-28
ST78254.413	8'	2-54

#### Stand Alone

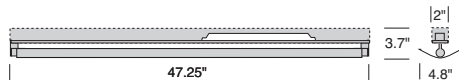
Fixture, rail and end caps  
included.



Model #	Length	Wattage
ST54128.413	4'	1-28
ST54154.413	4'	1-54

#### Continuous Run

Rail parts must be ordered  
separately.



Model #	Length	Wattage
ST74128.413	4'	1-28
ST74154.413	4'	1-54

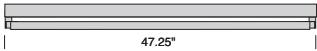
**DELRAY  
LIGHTING  
INCORPORATED**

**ST5 & ST7 / 13**

BURBANK,  
CALIFORNIA,  
91505  
WWW.  
DELRAY  
LIGHTING.  
COM

## 4' 54W

### 1-54W T5



#### ST54154.413

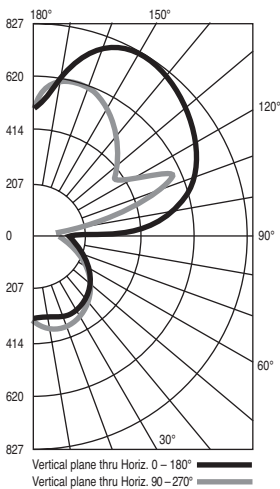
1-54W HO T5

G5 socket

Total lumens: 5000 mean

Total luminaire efficiency: 92.8%

### CP DISTRIBUTION



### COEFFICIENTS

% CEILING 80	(20% FLOOR)		
	% WALL 70	50	30
0	93	93	93
1	84	79	76
2	76	69	63
3	69	60	53
4	63	53	46
5	58	47	39
6	53	42	34
7	49	37	30
8	45	34	27
9	42	31	24
10	39	28	21

## STICK CONSTRUCTION

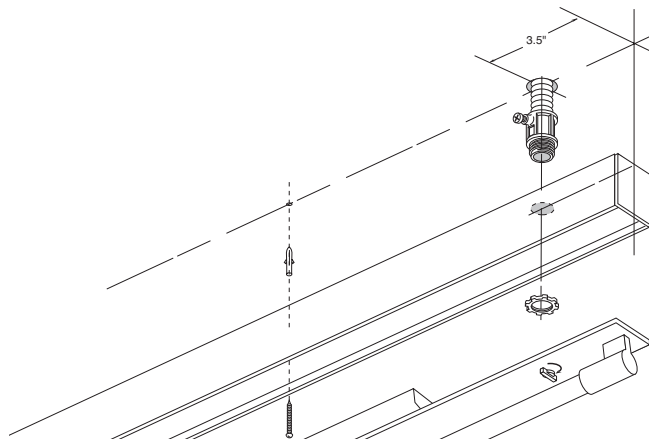
### INLINE PENDANT

- 4' or 8' dual inline surface or pendant fixture that can be stand alone or connected to additional 8' or 4' Stick sections. (See Stick connection info below to order).
- Construction is cast zinc aluminum alloy and aluminum extrusion with matte anodized finish.
- Optional suspension is field-adjustable aircraft cable, with push button glider. Order **SAC**.
- G5 twist-in lamp holders.
- Standard output electronic ballasts are 120/277V 50/60 Hz universal in integral housing.
- Back plate has 7/8" opening for direct conduit feed, not intended for j-box mount.
- Dimming ballasts and emergency battery packs are available. (See options, right.)
- U.L. listed for damp locations.

### MOUNTING INFORMATION

With exception of 4' standard, Stick ballast or rail housings are shipped with one opening (as shown below), for direct connection to conduit with third party 1/2" fittings. To locate

the power input elsewhere, alternate 7/8" openings may be drilled on the job site, anywhere along the top of the aluminum rail housing.



### STICK SUSPENSION & CONNECTION OPTIONS



**SAC** – Standard 8' adjustable AC cable assembly.

**SPF3**– Power feed canopy with 8' three-conductor silver braided cord, standard output and **SD3**.

**SPF4**– Power feed canopy with 8' four-conductor silver braided cord for **SD8** dimming ballast.

**SPF5**– 8' silver braided 5-conductor cord (black, white, green, purple, gray), for **SD5** and **SD9** dimming ballasts.

## OPTIONS

### DIMMING BALLASTS

Dimming ballast integral. All ballasts require compatible dimmers. Voltage must be specified.

Cat. #	Type	Wattage
<b>SD3</b>	Advance Mark X	54
<b>SD5</b>	Advance Mark VII	54
<b>SD8</b>	Lutron Hi Lume FDB	28/54
<b>SD9</b>	Lutron Eco System	28/54
<b>SD10</b>	Stepped dim, 50% for 2x28 only	2x28

### EMERGENCY BALLASTS

- **SEM**—provides 825 lumens for 90 minutes.
- **SEM13**—provides 1300 lumens for 90 minutes.
- Charge indicator light and test switch visible from below. (Remote test switch available.)
- Voltage must be specified.

### BALLAST HOUSING BOX COVER

Order **ST00P** to mount ballast to a recessed J-box.

