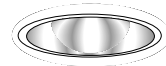
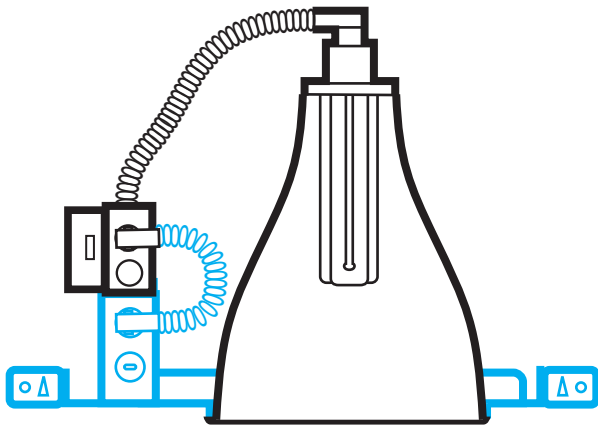


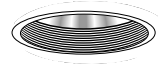
## 6" VERTICAL RETRO SYSTEM SINGLE LAMP DOWNLIGHT



Clear Alzak® Haze



Wheat Alzak® Haze



Black Baffle

### SPECIFICATION INFORMATION

#### RETRO SYSTEM

Installs into existing downlights mounting frame, J-box, and mounting hardware. Consists of precisely designed reflector; lampholder with socket, flex, cap and wire; and ballast attached to J-box. (Voltage options must be specified). Accessory mounting clips are not required for all installations, however when needed specify mounting clip **MC** from accessories column. (see Clip spec page for further information).

#### REFLECTOR

Reflector is available in thirty degree (.30) cutoff for general illumination. Finishes are **A**—Clear Alzak® Haze or **G**—Wheat Alzak® Haze for anodized, specular, durable and anti-iridescent reflectors.

#### BALLAST

Electronic ballasts use 4 pin lamps and provide program start, .98 power factor with THD<10%. Outboard mounting provides quiet cool operation. Supplied standard in 120V and 277V. Dimming ballast **D3** controls lumen output down to  $\pm 5\%$  and is available in 57 watts; compatible with incandescent dimmers.

#### ELECTRICAL

Allows 4-in / 4-out #12 AWG conductors rated at minimum 90° C. For use in damp locations. J-box and ballast are accessible through fixture. U.L. Classified for fluorescent retro-fits.

#### ACCESSORIES

**AL**—Acrylic security lens  
**B**—Black baffle  
**G**—Wheat Alzak Haze reflector  
**D3**—Dimming ballast for 57W  
**JM/UM**—J-box mount  
**MC1**—Mounting clips for high hat style housings like H7, R10, and MX7.  
**MC2**—Mounting clips for die cast plaster frames.  
**MC4**—Bottom feed clips.  
**MC5**—Slide clips for flat plaster frames.  
**MC6**—Bottom feed clips for die cast aluminum mounting frames.  
**OT6**—White oversize trim ring  
**P**—Trim flange painted white  
**QC**—Quick connect screw-in cap  
**RP**—Remodel pan

### ORDERING INFORMATION

#### LAMP

**1-57** 57W triple tube

#### 120V ELECT.

**RV6157.A30.1E** Clear Alzak 30°  
**RV6157.G30.1E** Wheat Alzak 30°

#### 277V ELECT.

**RV6157.A30.2E** Clear Alzak 30°  
**RV6157.G30.2E** Wheat Alzak 30°

### SUBMITTAL INFORMATION

**TYPE:**

**PROJECT:**

**NOTES:**

**DESCRIPTION:**

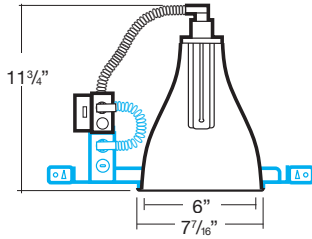
**DELRAY**  
**LIGHTING**  
 INCORPORATED

**RV6157**

BURBANK,  
 CALIFORNIA,  
 91505  
 WWW.  
 DELRAY  
 LIGHTING.  
 COM

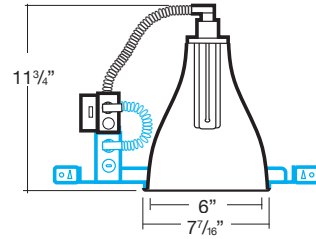
## CLEAR ALZAK 30°

### RV6157.A30



## WHEAT ALZAK 30°

### RV6157.G30



## CONE OF LIGHT

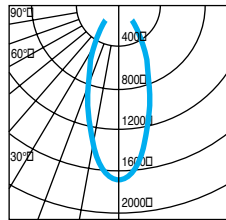
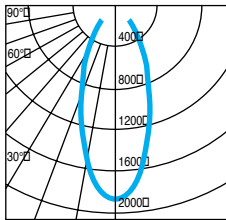
MTG. HT.	FC/0*	DIA.
4'	110	3.9
6'	49	5.8
8'	27	7.6
10'	18	9.5
12'	11	11.2

50% FC at edge

MTG. HT.	FC/0*	DIA.
4'	99	3.9
6'	44	5.8
8'	24	7.6
10'	16	9.5
12'	10	11.2

50% FC at edge

## CP DISTRIBUTION



## COEFFICIENTS OF UTILIZATION

	% CEILING 80 (20% FLOOR)		
	% WALL 70	50	30
0	65	65	65
1	62	61	60
2	60	57	55
3	57	54	51
4	54	51	48
5	52	47	44
6	49	44	42
7	47	42	39
8	44	39	36
9	42	37	33
10	39	34	31

	% CEILING 80 (20% FLOOR)		
	% WALL 70	50	30
0	58	58	58
1	56	55	54
2	54	51	50
3	51	48	46
4	49	45	43
5	46	43	40
6	44	40	38
7	42	38	35
8	40	35	32
9	38	33	30
10	36	31	28

## NOTES

### RV6157.A30

1-57W triple tube  
GX24q4 electronic Socket  
Total lumens: 3200  
Spacing criteria: .8

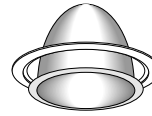
### RV6157.G30

1-57W triple tube  
GX24q4 electronic Socket  
Total lumens: 3200  
Spacing criteria: .8

## ACCESSORIES



AL—Acrylic Security Lens



OT6—Oversize Trim Ring

### Reflector Clips



MC1—Top mount



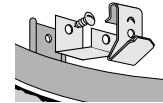
MC2—Top mount



MC4—Bottom mount

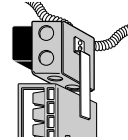


MC6—Bottom mount




MCX—Extender clip

### Mounting Brackets



JM—Box mount



UM—Box mount

## INPUT WATTS

### STANDARD

Wattage	# of Lamps	Input Watts
57W	1	59

### DIMMING (Advance Mark 10)

Wattage	# of Lamps	Input Watts
57W	1	66