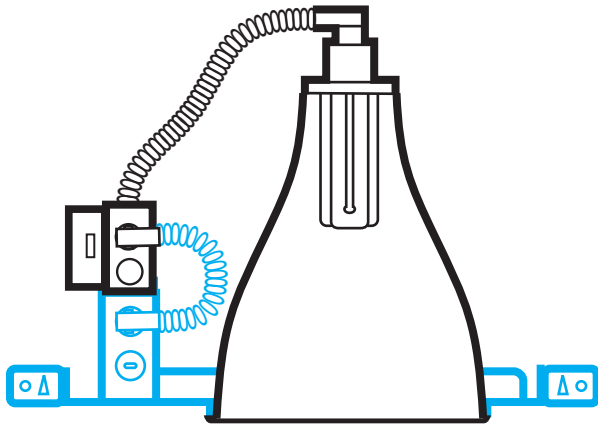


## 6" VERTICAL RETRO SYSTEM SINGLE LAMP DOWNLIGHT



Clear Alzak® Haze



Wheat Alzak® Haze



Black Baffle

### SPECIFICATION INFORMATION

#### RETRO SYSTEM

Installs into existing downlights mounting frame, J-box, and mounting hardware. Consists of precisely designed reflector; lampholder with socket, flex, cap and wire; and ballast attached to J-box. (Voltage options must be specified). Accessory mounting clips are not required for all installations, however when needed specify mounting clip **MC** from accessories column. (See clip spec page for further information).

#### REFLECTOR

Reflector is available in thirty degree (.30) cutoff for general illumination. Finishes are **A**—Clear Alzak® Haze or **G**—Wheat Alzak® Haze for anodized, specular, durable and anti-iridescent reflectors.

#### BALLAST

Electronic ballasts use 4 pin lamps and provide program start, .98 power factor with THD<10%. Outboard mounting provides quiet cool operation. Supplied standard in 120V and 277V. Dimming ballast **D3** controls lumen output down to ±5% and is available in 32 watts; compatible with incandescent dimmers.

#### ELECTRICAL

Allows 4-in / 4-out #12 AWG conductors rated at minimum 90° C. For use in damp locations. J-box and ballast are accessible through fixture. U.L. Classified for fluorescent retro-fits.

#### ACCESSORIES

**AL**—Acrylic security lens  
**B**—Black baffle  
**G**—Wheat Alzak Haze reflector  
**D3**—Dimming ballast for 32W  
**JM/UM**—J-box mount (see options)  
**MC1**—Mounting clips for high hat style housings like H7, R10, and MX7.  
**MC2**—Mounting clips for die cast plaster frames.  
**MC4**—Bottom feed clips.  
**MC5**—Slide clips for flat plaster frames.  
**MC6**—Bottom feed clips for die cast aluminum mounting frames.  
**OT6**—White oversize trim ring  
**P**—Trim flange painted white  
**QC**—Quick connect screw-in cap  
**RP**—Remodel pan

### ORDERING INFORMATION

#### LAMP

**1-32** 32W triple tube

#### 120V ELECT.

**RV6132.A30.1E** Clear Alzak 30°  
**RV6132.G30.1E** Wheat Alzak 30°

#### 277V ELECT.

**RV6132.A30.2E** Clear Alzak 30°  
**RV6132.G30.2E** Wheat Alzak 30°

### SUBMITTAL INFORMATION

**TYPE:**

**PROJECT:**

**NOTES:**

**DESCRIPTION:**

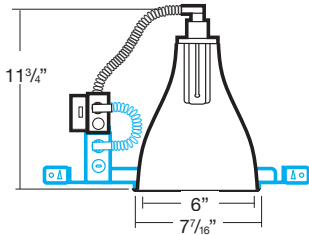
**DELRAY  
LIGHTING  
INCORPORATED**

**RV6132**

BURBANK,  
CALIFORNIA,  
91505  
WWW.  
DELRAY  
LIGHTING.  
COM

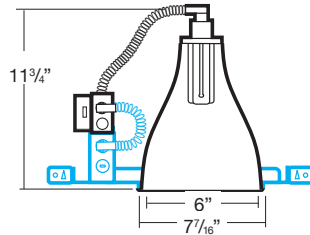
## CLEAR ALZAK 30°

### RV6132.A30



## CLEAR GOLD 30°

### RV6132.G30



## CONE OF LIGHT

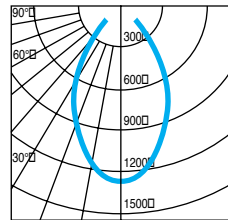
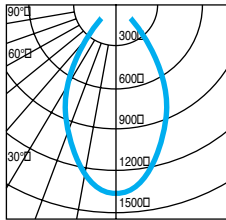
MTG. HT.	FC/0°	DIA.
4'	85	3.4
6'	38	5.1
8'	21	6.8
10'	14	8.5
12'	9	10.2

50% FC at edge

MTG. HT.	FC/0°	DIA.
4'	79	3.4
6'	35	5.1
8'	19	6.8
10'	11	8.5
12'	8	10.2

50% FC at edge

## CP DISTRIBUTION



## COEFFICIENTS OF UTILIZATION

### % CEILING 80 (20% FLOOR)

% WALL 70	50	30
0	65	65
1	63	61
2	60	58
3	57	54
4	55	51
5	52	48
6	50	45
7	47	42
8	45	40
9	42	37
10	40	35

### % CEILING 80 (20% FLOOR)

% WALL 70	50	30
0	58	58
1	56	55
2	54	52
3	51	47
4	47	43
5	45	40
6	43	36
7	40	34
8	38	33
9	36	29
10	32	29

## NOTES

### RV6132.A30

1-32W triple tube  
G24q-3 electronic Socket  
Total lumens: 2400  
Spacing criteria: .8

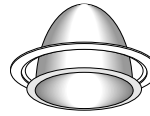
### RV6132.G30

1-32W triple tube  
G24q-3 electronic Socket  
Total lumens: 2400  
Spacing criteria: .8

## ACCESSORIES

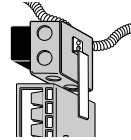


AL—Acrylic Security Lens

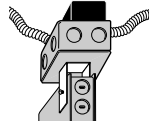


OT6—Oversize Trim Ring

## Mounting Brackets



JM—Box mount



UM—Box mount

## Reflector Clips



MC1—Top mount



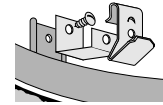
MC2—Top mount



MC4—Bottom mount



MC6—Bottom mount



MCX—Extender clip

## INPUT WATTS

### STANDARD

Wattage	# of Lamps	Input Watts
32W	1	36

### DIMMING (Advance Mark 10)

Wattage	# of Lamps	Input Watts
32W	1	38