


4" VERTICAL RETRO SYSTEM SINGLE LAMP DOWNLIGHT



SPECIFICATION INFORMATION

RETRO SYSTEM

Installs into existing downlights mounting frame, J-box, and mounting hardware. Consists of precisely designed reflector; lampholder with socket, flex, cap and wire; and ballast attached to J-box. (Voltage options must be specified). Accessory mounting clips are not required for all installations, however when needed specify mounting clip **MC** from accessories column. (See clip spec page for further information).

REFLECTOR

Reflector is available in thirty degree (.30) cutoff for general illumination. Finishes are **A**—Clear Alzak® Haze or **G**—Wheat Alzak® Haze for anodized, specular, durable and anti-iridescent reflectors.

BALLAST

Electronic ballasts use 4 pin lamps and provide program start, .98 power factor with THD<10%. Outboard mounting provides quiet cool operation. Supplied standard in 120V and 277V. Dimming ballast **D3** controls lumen output down to ±5% and is available in 18, 26, 32 and 42 watts; compatible with incandescent dimmers.

ELECTRICAL

Allows 4-in / 4-out #12 AWG conductors rated at minimum 90° C. For use in damp locations. J-box and ballast are accessible through fixture. U.L. Classified for fluorescent retro-fits.

ACCESSORIES

AL—Acrylic security lens
B—Black baffle
G—Wheat Alzak reflector
D3—Dimming ballast for 18, 26, 32 and 42W
JM/UM—J-box mount
MC1—Mounting clips for high hat style housings like H7, R10, and MX7.
MC2—Mounting clips for die cast plaster frames.
MC4—Bottom feed clips.
MC5—Slide clips for flat plaster frames.
MC6—Bottom feed clips for die cast aluminum mounting frames.
OT4—White oversize trim ring
P—Trim flange painted white
QC—Quick connect screw-in cap
RP—Remodel pan

ORDERING INFORMATION

LAMP

1-13 13W quad tube
1-18 18W triple tube
1-26 26W triple tube
1-32 32W triple tube
1-42 42W triple tube

120V ELECTRONIC

RV4113.A30.1E 13W quad
RV4118.A30.1E 18W triple
RV4126.A30.1E 26W triple
RV4132.A30.1E 32W triple
RV4142.A30.1E 42W triple

277V ELECTRONIC

RV4113.A30.2E 13W quad
RV4118.A30.2E 18W triple
RV4126.A30.2E 26W triple
RV4132.A30.2E 32W triple
RV4142.A30.2E 42W triple

SUBMITTAL INFORMATION

TYPE:

PROJECT:

NOTES:

DESCRIPTION:

**DELRAY
LIGHTING
INCORPORATED**

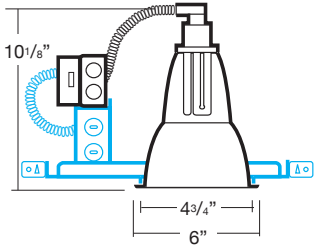
RV4100

BURBANK,
CALIFORNIA,
91505
WWW.
DELRAY
LIGHTING.
COM

MAR 2010

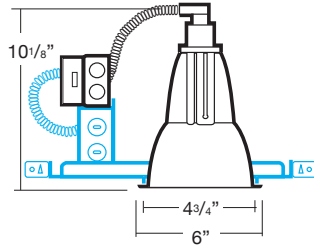
CLEAR ALZAK 30°

RV4126.A30



CLEAR ALZAK 30°

RV4132.A30



CONE OF LIGHT

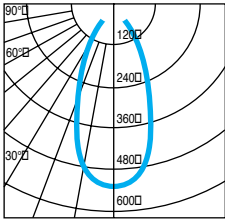
MTG. HT.	FC/O*	DIA.
4'	35	2.3
6'	15	3.4
8'	9	4.6
10'	6	5.7
12'	4	6.9

50% FC at edge

MTG. HT.	FC/O*	DIA.
4'	42	2.6
6'	19	3.9
8'	11	5.2
10'	7	6.5
12'	5	7.8

50% FC at edge

CP DISTRIBUTION



COEFFICIENTS OF UTILIZATION

% CEILING 80 (20% FLOOR)	% CEILING 80 (20% FLOOR)			% CEILING 80 (20% FLOOR)	% CEILING 80 (20% FLOOR)		
	% WALL 70	50	30		% WALL 70	50	30
0	19	19	19	0	19	19	19
1	18	18	18	1	18	18	18
2	18	17	16	2	17	17	16
3	17	16	15	3	17	16	15
4	16	15	14	4	16	15	14
5	15	14	13	5	15	14	13
6	15	14	13	6	15	13	13
7	14	13	12	7	14	13	12
8	14	12	11	8	13	12	11
9	13	12	11	9	13	11	11
10	12	11	10	10	12	11	10

NOTES

RV4126.30

1-26W triple twin tube
G24q-3 electronic socket
Total lumens: 1800
Spacing criteria: .6
Wheat Alzak Haze CP x .90

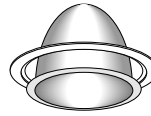
RV4132.30

1-32W triple twin tube
G24q-3 electronic socket
Total lumens: 2400
Spacing criteria: .7
Wheat Alzak Haze CP x .90

ACCESSORIES

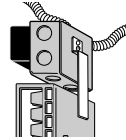


AL—Acrylic Security Lens




OT4—Oversize Trim Ring

Mounting Brackets



JM—Box mount



UM—Box mount

Reflector Clips



MC1—Top mount



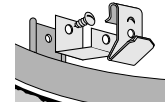
MC2—Top mount



MC4—Bottom mount



MC6—Bottom mount



MCX—Extender clip

INPUT WATTS

STANDARD

Wattage	# of Lamps	Input Watts
13W	1	16
	2	29
18W	1	20
	2	39
26W	1	29
	2	54
32W	1	36
	2	68
42W	1	46
	2	93

DIMMING (Advance Mark 10)

Wattage	# of Lamps	Input Watts
18W	1	22
	2	43
26W	1	31
	2	58
32W	1	38
	2	76
42W	1	49
	2	98