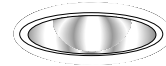

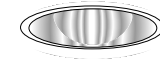


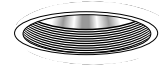
7.5" CERAMIC METAL HALIDE DOWNLIGHT RETRO SYSTEM



Clear Alzak® Haze



Wheat Alzak® Haze



Black Baffle

SPECIFICATION INFORMATION

RETRO SYSTEM

Installs into existing downlights mounting frame, J-box, and mounting hardware. Trim flange completely covers old ceiling cutout. Consists of precisely designed reflector; lampholder with pulse rated socket, flex, cap and wire; and ballast attached to J-box. (Voltage options must be specified). Accessory mounting clips are not required for all installations, however when needed specify mounting clip **MC** from accessories column. (Refer to clip spec page for further information).

REFLECTOR

Reflector is available in thirty degree (.30) cutoff for general illumination. Finishes are **A**—Clear Alzak® Haze or **G**—Wheat Alzak® Haze for anodized, specular, durable and anti-iridescent reflectors.

BALLAST

Electronic ballast with PF of 90%, THD<15%, lamp current crest factor <1.5, and sound rated A, supplied standard. Operates from 120V through 277V, 50/60 Hz. Thermal protection and end of lamp life protection circuit.

ELECTRICAL

Allows 4-in / 4-out #12 AWG conductors rated at minimum 90° C. For use in damp locations. J-box and ballast are accessible through fixture.

LAMPS

To be used only with ceramic metal halide lamps rated for non-enclosure. Lamps are supplied with kit, lamp type must be specified, **PAR** for PAR lamps or **ED** for ED lamps. PAR lamps are available in spot, flood, and wide flood beam spreads; and 3000K or 4000K color temperatures.

ACCESSORIES

B—Black baffle
G—Wheat Alzak Haze reflector
Q—Quartz restrrike
MC1—Mounting clips for high hat style housings like H7, R10, and MX7.
MC2—Mounting clips for die cast plaster frames.
MC4—Bottom feed clips.
MC5—Slide clips for flat plaster frames.
MC6—Bottom feed clips for die cast aluminum mounting frames.
OT8—White oversize trim ring
QZ—Quartz restrrike
RP—Remodel pan

ORDERING INFORMATION

LAMP

1-35 35W PAR30
1-70 70W ED17, PAR38
1-100 100W ED17, PAR38
1-150 150W ED17, PAR38

120V

RMH8035.A30.1E 35W 30°
RMH8070.A30.1E 70W 30°
RMH8100.A30.1E 100W 30°
RMH8150.A30.1E 150W 30°

277V

RMH8035.A30.2E 35W 30°
RMH8070.A30.2E 70W 30°
RMH8100.A30.2E 100W 30°
RMH8150.A30.2E 150W 30°

SUBMITTAL INFORMATION

TYPE:

PROJECT:

NOTES:

DESCRIPTION:

DELRAY
LIGHTING
 INCORPORATED

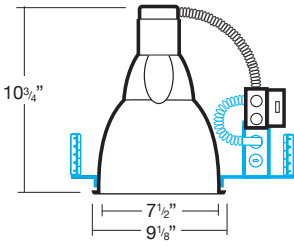
RMH8000

BURBANK,
 CALIFORNIA,
 91505
 WWW.
 DELRAY
 LIGHTING.
 COM

APR 2010

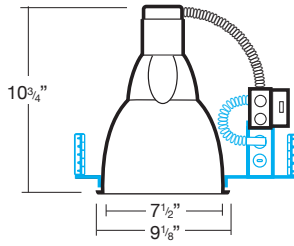
CLEAR ALZAK 30°

RMH8070.A30L



CLEAR ALZAK 30°

RMH8100.A30L



CONE OF LIGHT

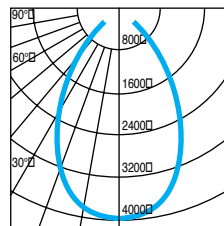
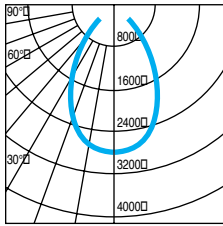
MTG. HT.	FC/O*	DIA.
6'	65	6.3
8'	43	8.2
10'	28	10.1
12'	19	12.0
14'	14	14.2

50% FC at edge

MTG. HT.	FC/O*	DIA.
6'	94	6.3
8'	62	8.2
10'	40	10.1
12'	27	12.0
14'	20	14.2

50% FC at edge

CP DISTRIBUTION



COEFFICIENTS OF UTILIZATION

% CEILING 80 % WALL 70	(20% FLOOR)	
	50	30
0	86	86
1	82	80
2	78	74
3	74	69
4	69	63
5	65	59
6	61	54
7	57	50
8	53	46
9	50	42
10	45	36

% CEILING 80 % WALL 70	(20% FLOOR)	
	50	30
0	77	77
1	73	71
2	69	66
3	65	61
4	62	56
5	58	52
6	54	48
7	51	44
8	47	41
9	44	37
10	40	33

NOTES

RMH8070.A30L

1-70W ED17 coated
Medium base socket
Total lumens: 5000
Spacing criteria: .9

RMH8100.A30L

1-100W ED17 coated
Medium base socket
Total lumens: 8000
Spacing criteria: .9

LAMP INFORMATION

ED17



CATALOG #	WATTAGE
8ED70CAP	70W
8ED100CAP	100W
8ED150CAP	150W

Specify 3000K or 4000K

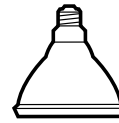
PAR30



CATALOG #	WATTAGE
83035CASP	35W spot
83035CAFL	35W flood

Specify 3000K or 4000K

PAR38



CATALOG #	WATTAGE
83870CASP	70W spot
83870CAFL	70W flood
83870CAWFL	70W wide flood

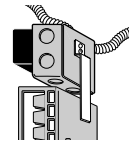
CATALOG #	WATTAGE
838100CASP	100W spot
838100CAFL	100W flood
838100CAWFL	100W wide flood

CATALOG #	WATTAGE
838150CASP	150W spot
838150CAFL	150W flood
838150CAWFL	150W wide flood

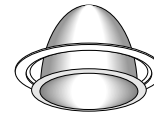
Specify 3000K or 4000K

ACCESSORIES

Mounting Bracket



JM-Box mount



OT9-Oversize Trim Ring

Reflector Clips



MC1-Top mount



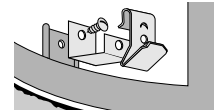
MC4-Bottom mount



MC2-Top mount



MC6-Bottom mount



MCX-Extender clip

INPUT WATTS

Lamp Wattage	Input Watts
39W	45
70W	79
100W	109
150W	161