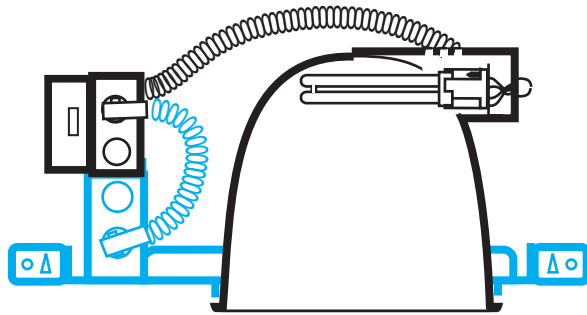
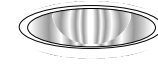


8" HORIZONTAL RETRO SYSTEM DOUBLE LAMP DOWNLIGHT



Clear Alzak® Haze



Wheat Alzak® Haze



Black Baffle

SPECIFICATION INFORMATION

RETRO SYSTEM

Installs into existing downlights mounting frame, J-box, and mounting hardware. Consists of precisely designed reflector; lampholder with socket, flex, cap and wire; and ballast attached to J-box. (Voltage options must be specified). Accessory mounting clips are not required for all installations, however when needed specify mounting clip **MC** from accessories column. (See clip spec page for further information).

REFLECTOR

Reflector is available in forty degree (.40) cutoff for general illumination. Finishes are **A**—Clear Alzak® Haze or **G**—Wheat Alzak® Haze for anodized, specular, durable and anti-iridescent reflectors.

BALLAST

Electronic ballasts use 4 pin lamps and provide program start, .98 power factor with THD<10%. Outboard mounting provides quiet cool operation. Supplied standard in 120V and 277V. Dimming ballast **D3** controls lumen output down to ±5% and is available for 2-26W only; compatible with incandescent dimmers.

ELECTRICAL

Allows 4-in / 4-out #12 AWG conductors rated at minimum 90° C. For use in damp locations. J-box and ballast are accessible through fixture. U.L. Classified for fluorescent retro-fits.

ACCESSORIES

AL—Acrylic security lens
B—Black baffle
G—Wheat Alzak Haze reflector
D3—Dimming ballast for 2-26W
JM/UM—J-box mount
MC1—Mounting clips for high hat style housings like H7, R10, and MX7.
MC2—Mounting clips for die cast plaster frames.
MC4—Bottom feed clips.
MC5—Slide clips for flat plaster frames.
MC6—Bottom feed clips for die cast aluminum mounting frames.
OT8—White oversize trim ring
P—Trim flange painted white
QC—Quick connect screw-in cap
RP—Remodel pan

ORDERING INFORMATION

LAMP

2-13 13W twin/quad tubes
2-18 18W quad tubes
2-26 26W quad tubes
2-32 32W triple tubes
2-42 42W triple tubes

120V ELECT.

RH8213.A40.1E 13W quad
RH8218.A40.1E 18W quad
RH8226.A40.1E 26W quad
RH8232.A40.1E 32W triple
RH8242.A40.1E 42W triple

277V ELECT.

RH8213.A40.2E 13W quad
RH8218.A40.2E 18W quad
RH8226.A40.2E 26W quad
RH8232.A40.2E 32W triple
RH8242.A40.2E 42W triple

SUBMITTAL INFORMATION

TYPE:

PROJECT:

NOTES:

DESCRIPTION:

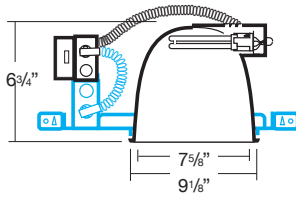
**DELRAY
LIGHTING
INCORPORATED**

RH8200

BURBANK,
CALIFORNIA,
91505
WWW.
DELRAY
LIGHTING.
COM

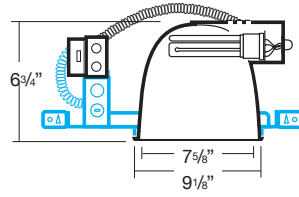
CLEAR ALZAK 40°

RH8226.A40



CLEAR ALZAK 40°

RH8232.A40



CONE OF LIGHT

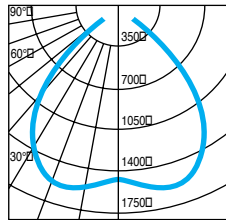
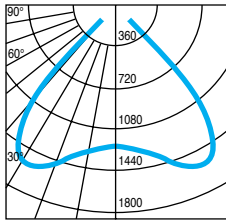
MTG. HT.	FC/0°	DIA.
4'	79	6.0
6'	35	9.0
8'	20	12.1
10'	13	15.1
12'	9	18.1

50% FC at edge

MTG. HT.	FC/0°	DIA.
4'	93	6.0
6'	41	9.0
8'	23	12.1
10'	15	15.1
12'	10	18.1

50% FC at edge

CP DISTRIBUTION



COEFFICIENTS OF UTILIZATION

	% CEILING 80 (20% FLOOR)		
	% WALL 70	50	30
0	90	90	90
1	86	84	82
2	82	78	75
3	78	73	69
4	73	68	64
5	69	63	59
6	66	59	54
7	62	54	49
8	58	50	45
9	54	46	41
10	48	39	34

	% CEILING 80 (20% FLOOR)		
	% WALL 70	50	30
0	89	89	89
1	84	82	80
2	80	76	73
3	76	71	67
4	71	65	61
5	67	60	55
6	63	55	51
7	59	51	46
8	55	47	41
9	51	43	37
10	46	37	32

NOTES

RH8226.A40

2-26W quad tube
G24q-3 electronic socket
Total lumens: 3600
Spacing criteria: 1.3
Wheat Alzak Haze CP x .90

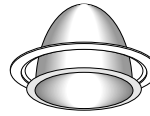
RH8232.A40

2-32W triple twin tube
G24q-3 electronic socket
Total lumens: 4400
Spacing criteria: 1.4
Wheat Alzak Haze CP x .90

ACCESSORIES

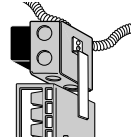


AL—Acrylic Security Lens

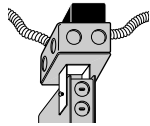


OT8—Oversize Trim Ring

Mounting Brackets



JM—Box mount



UM—Box mount

Reflector Clips



MC1—Top mount



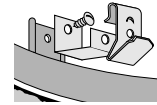
MC2—Top mount



MC4—Bottom mount



MC6—Bottom mount



MCX—Extender clip

INPUT WATTS

STANDARD

Wattage	# of Lamps	Input Watts
13W	1	16
	2	29
18W	1	20
	2	39
26W	1	29
	2	54
32W	1	36
	2	68

DIMMING (Advance Mark 10)

Wattage	# of Lamps	Input Watts
26W	1	31
	2	58