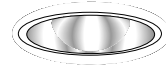
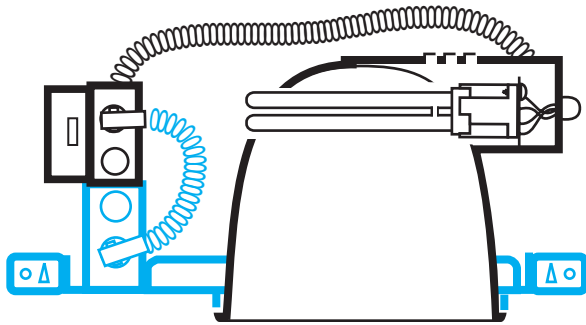


## 7" HORIZONTAL RETRO SYSTEM DOUBLE LAMP DOWNLIGHT



Clear Alzak® Haze



Wheat Alzak® Haze



Black Baffle

### SPECIFICATION INFORMATION

#### RETRO SYSTEM

Installs into existing downlights mounting frame, J-box, and mounting hardware. Consists of precisely designed reflector; lampholder with socket, flex, cap and wire; and ballast attached to J-box. (Voltage options must be specified). Accessory mounting clips are not required for all installations, however when needed specify mounting clip **MC** from accessories column. (See clip spec page for further information).

#### REFLECTOR

Reflector is available in forty degree (.40) cutoff for general illumination. Finishes are **A**–Clear Alzak® Haze or **G**–Wheat Alzak® Haze for anodized, specular, durable and anti-iridescent reflectors.

#### BALLAST

Electronic ballasts use 4 pin lamps and provide program start, .98 power factor with THD<10%. Outboard mounting provides quiet cool operation. Supplied standard in 120V and 277V. Dimming ballast **D3** controls lumen output down to  $\pm 5\%$  and is available in 2-18 and 2-26 watts only; compatible with incandescent dimmers.

#### ELECTRICAL

Allows 4-in / 4-out #12 AWG conductors rated at minimum 90° C. For use in damp locations. J-box and ballast are accessible through fixture. U.L. Classified for fluorescent retro-fits.

#### ACCESSORIES

**AL**–Acrylic security lens  
**B**–Black baffle  
**G**–Wheat Alzak Haze reflector  
**D3**–Dimming ballast for 2-18W or 2-26W  
**JM/UM**–J-box mount  
**MC1**–Mounting clips for high hat style housings like H7, R10, and MX7.  
**MC2**–Mounting clips for die cast plaster frames.  
**MC4**–Bottom feed clips.  
**MC5**–Slide clips for flat plaster frames.  
**MC6**–Bottom feed clips for die cast aluminum mounting frames.  
**OT7**–White oversize trim ring  
**P**–Trim flange painted white  
**QC**–Quick connect screw-in cap  
**RP**–Remodel pan

### ORDERING INFORMATION

#### LAMP

**2-13** 13W quad tubes  
**2-18** 18W quad tubes  
**2-26** 26W quad tubes

#### 120V ELECT.

**RH7213.A40.1E** 13W quad  
**RH7218.A40.1E** 18W quad  
**RH7226.A40.1E** 26W quad

#### 277V ELECT.

**RH7213.A40.2E** 13W quad  
**RH7218.A40.2E** 18W quad  
**RH7226.A40.2E** 26W quad

### SUBMITTAL INFORMATION

**TYPE:**

**PROJECT:**

**NOTES:**

**DESCRIPTION:**

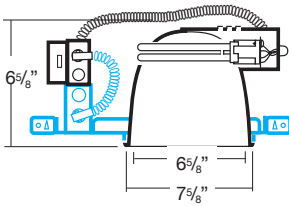
**DELRAY**  
**LIGHTING**  
 INCORPORATED

**RH7200**

BURBANK,  
 CALIFORNIA,  
 91505  
 WWW.  
 DELRAY  
 LIGHTING.  
 COM

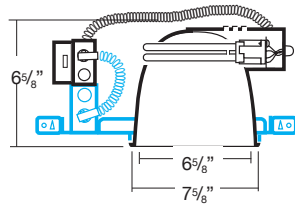
## CLEAR ALZAK 40°

RH7218.A40



## CLEAR ALZAK 40°

RH7226.A40



### CONE OF LIGHT

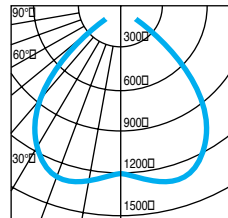
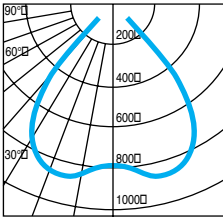
MTG. HT.	FC/O*	DIA.
4'	49	5.6
6'	22	8.4
8'	12	11.2
10'	8	14.0
12'	5	16.8

50% FC at edge

MTG. HT.	FC/O*	DIA.
4'	71	5.6
6'	32	8.4
8'	18	11.2
10'	11	14.0
12'	8	16.8

50% FC at edge

### CP DISTRIBUTION



### COEFFICIENTS OF UTILIZATION

	% CEILING 80 (20% FLOOR)		
	% WALL 70	50	30
0	77	77	77
1	74	72	70
2	70	67	64
3	66	62	59
4	62	57	54
5	59	53	49
6	55	49	45
7	52	45	41
8	48	42	37
9	45	38	34
10	40	33	29

	% CEILING 80 (20% FLOOR)		
	% WALL 70	50	30
0	75	75	75
1	71	69	68
2	68	65	62
3	64	60	57
4	61	56	52
5	57	52	48
6	54	48	44
7	51	45	40
8	47	41	37
9	44	38	34
10	40	33	29

### NOTES

#### RH7218.A40

2-18W quad tube  
G24q-2 electronic socket  
Total lumens: 2500  
Spacing criteria: 1.4

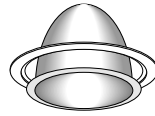
#### RH7226.A40

2-26W quad tube  
G24q-3 electronic socket  
Total lumens: 3600  
Spacing criteria: 1.3

## ACCESSORIES

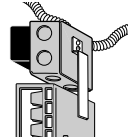


AL—Acrylic Security Lens

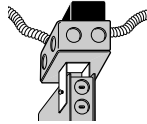


OT7—Oversize Trim Ring

### Mounting Brackets



JM—Box mount



UM—Box mount

### Reflector Clips



MC1—Top mount




MC2—Top mount



MC4—Bottom mount



MC6—Bottom mount



MCX—Extender clip

### INPUT WATTS

#### STANDARD

Wattage	# of Lamps	Input Watts
13W	1	16
	2	29
18W	1	20
	2	39
26W	1	29
	2	54

#### DIMMING (Advance Mark 10)

Wattage	# of Lamps	Input Watts
18W	1	22
	2	43
26W	1	31
	2	58