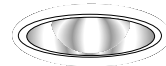
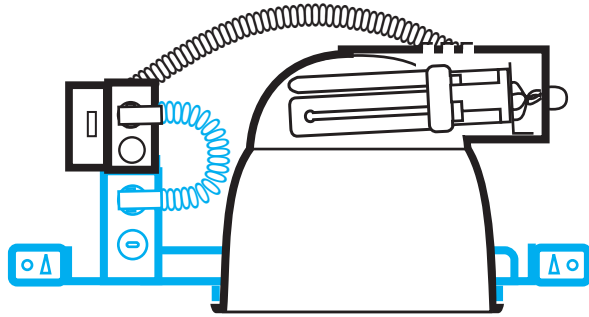


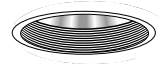
6" HORIZONTAL RETRO SYSTEM SINGLE LAMP DOWNLIGHT



Clear Alzak® Haze



Wheat Alzak® Haze



Black Baffle

SPECIFICATION INFORMATION

RETRO SYSTEM

Installs into existing downlights mounting frame, J-box, and mounting hardware. Consists of precisely designed reflector; lampholder with socket, flex, cap and wire; and ballast attached to J-box. (Voltage options must be specified). Accessory mounting clips are not required for all installations, however when needed specify mounting clip **MC** from accessories column. (See clip spec page for further information).

REFLECTOR

Reflector is available in thirty degree (.30) cutoff for general illumination. Finishes are **A**—Clear Alzak® Haze or **G**—Wheat Alzak® Haze for anodized, specular, durable and anti-iridescent reflectors.

BALLAST

Electronic ballasts use 4 pin lamps and provide program start, .98 power factor with THD<10%. Outboard mounting provides quiet cool operation. Supplied standard in 120V and 277V. Dimming ballast **D3** controls lumen output down to $\pm 5\%$ and is available in 18, 26 and 32 watts only; compatible with incandescent dimmers.

ELECTRICAL

Allows 4-in / 4-out #12 AWG conductors rated at minimum 90° C. For use in damp locations. J-box and ballast are accessible through fixture. U.L. Classified for fluorescent retro-fits.

ACCESSORIES

- AL**—Acrylic security lens
- B**—Black baffle
- G**—Wheat Alzak reflector
- D3**—Dimming ballast for 18, 26 and 32W
- JM/UM**—J-box mount
- MC1**—Mounting clips for high hat style housings like H7, R10, and MX7.
- MC2**—Mounting clips for die cast plaster frames.
- MC4**—Bottom feed clips.
- MC5**—Slide clips for flat plaster frames.
- MC6**—Bottom feed clips for die cast aluminum mounting frames.
- OT6**—White oversize trim ring
- P**—Trim flange painted white
- QC**—Quick connect screw-in cap
- RP**—Remodel pan

ORDERING INFORMATION

LAMP

- 1-13** 13W quad tube
- 1-18** 18W triple tube
- 1-26** 26W triple tube
- 1-32** 32W triple tube

120V ELECTRONIC

- RH6113.A30.1E** 13W quad tube
- RH6118.A30.1E** 18W triple tube
- RH6126.A30.1E** 26W triple tube
- RH6132.A30.1E** 32W triple tube

277V ELECTRONIC

- RH6113.A30.2E** 13W quad tube
- RH6118.A30.2E** 18W triple tube
- RH6126.A30.2E** 26W triple tube
- RH6132.A30.2E** 32W triple tube

SUBMITTAL INFORMATION

TYPE:

PROJECT:

NOTES:

DESCRIPTION:

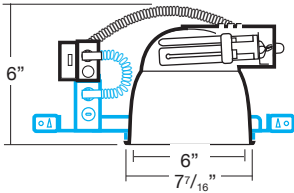
**DELRAY
LIGHTING
INCORPORATED**

RH6100

**BURBANK,
CALIFORNIA,
91505
WWW.
DELRAY
LIGHTING.
COM**

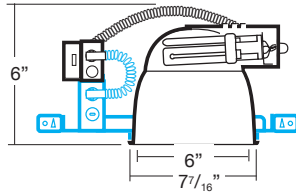
CLEAR ALZAK 30°

RH6126.A30



CLEAR ALZAK 30°

RH6132.A30



CONE OF LIGHT

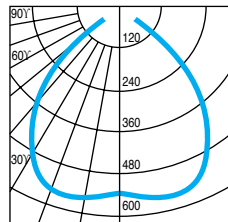
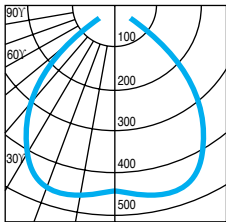
MTG. HT.	FC/0°	DIA.
4'	28	6.3
6'	13	9.4
8'	7	12.5
10'	5	15.6
12'	3	18.8

50% FC at edge

MTG. HT.	FC/0°	DIA.
4'	35	6.3
6'	15	9.4
8'	9	12.5
10'	6	15.6
12'	4	18.8

50% FC at edge

CP DISTRIBUTION



COEFFICIENTS OF UTILIZATION

	% CEILING 80 (20% FLOOR)		
	% WALL 70	50	30
0	75	75	75
1	71	69	67
2	67	63	61
3	63	59	55
4	59	53	49
5	55	49	45
6	51	45	40
7	48	41	36
8	44	37	32
9	41	33	29
10	36	29	24

	% CEILING 80 (20% FLOOR)		
	% WALL 70	50	30
0	69	69	69
1	65	63	62
2	62	58	56
3	58	54	51
4	54	49	46
5	51	45	41
6	47	41	37
7	44	37	33
8	41	34	30
9	37	31	26
10	34	26	22

NOTES

RH6126.A30

1-26W triple twin tube
G24q-3 electronic socket
Total lumens: 1800
Spacing criteria: .9
Wheat Alzak Haze CP x .90

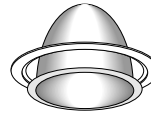
RH6132.A30

1-32W triple twin tube
G24q-3 electronic socket
Total lumens: 2400
Spacing criteria: .9
Wheat Alzak Haze CP x .90

ACCESSORIES

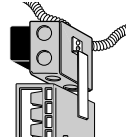


AL—Acrylic Security Lens




OT6—Oversize Trim Ring

Mounting Brackets



JM—Box mount



UM—Box mount

Reflector Clips



MC1—Top mount




MC2—Top mount



MC4—Bottom mount



MC6—Bottom mount



MCX—Extender clip

INPUT WATTS

STANDARD

Wattage	# of Lamps	Input Watts
13W	1	16
	2	29
18W	1	20
	2	39
26W	1	29
	2	54
32W	1	36
	2	68

DIMMING (Advance Mark 10)

Wattage	# of Lamps	Input Watts
18W	1	22
	2	43
26W	1	31
	2	58
32W	1	38
	2	76