

STICK MEDIA SEAMLESS LED SQUARES & RECTANGLES

**DELRAY
LIGHTING
INCORPORATED**

MEDIA² LED SQUARES

TYPE: _____ **ORDER NUMBER:** _____

PROJECT: _____

Model	Size	LEDs	LED Options*	Other Options*
M2LD —down	2x2	W30	D	SLRD
M2LS —side	2x3	W35	BDIM-W11	S100P
	2x4	W40	EM7	
	3x3		EM12	
	3x4			
	4x4			



R
B
SQ

BDMXMOD

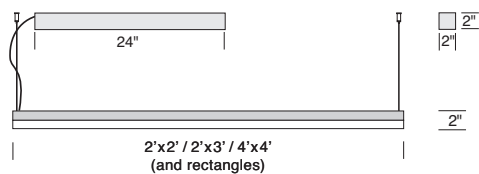
Please review mounting info before ordering.

- BTRAXW**—Traxon Light Drive* (enter quantity): _____
- XP**—Extra power cord (in inches; max. 25 ft.): _____
- RBRD**—red braided cord (in inches; max. 25 ft.): _____

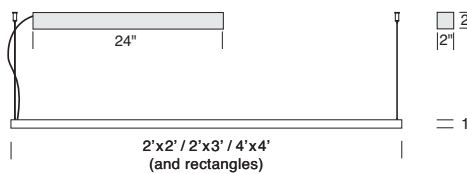
**See page 2 for details.*



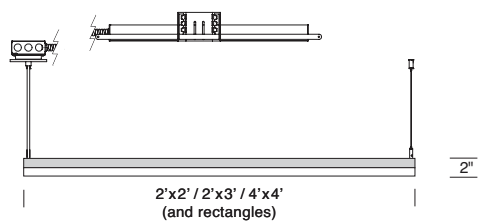
M2LD—Media Squared, Down, Pendant Mount



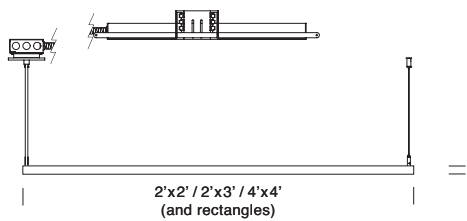
M2LS—Media Squared, Side, Pendant Mount



M2LD—Media Squared, Down, **SLRD** Mount



M2LS—Media Squared, Side, **SLRD** Mount



**BURBANK,
CALIFORNIA,
91505
WWW.
DELRAY
LIGHTING.
COM**

4' X 4' LED

M2LD4X4W40

CP DISTRIBUTION

Pending

COEFFICIENTS

Pending

NOTES

M2LD4X4W40

4' x 4' Seamless LED

Wattage: 72

Delivered lumens: 5,796

CRI: 90.0

R9 ≥ 50.0

LM-79 - M2LD4X4W40

Input Power (Watts):	72
Delivered Lumens:	5,796
Input Voltage (VAC/60Hz):	120/277
Efficacy (%):	46.08
CRI:	90.00

STICK MEDIA² CONSTRUCTION

GEOMETRIC PENDANT

- *Media²* is a stand alone 2', 3', or 4' square or rectangular pendant fixture. Each fixture requires its own power feed.
- Aluminum extrusion with a matte anodized finish, mitred corners.
- Diffuser is extruded, frosted white acrylic, mitred corners.
- Suspended with field-adjustable aircraft cable, with push-button glider.
- 8' gray or white 18 AWG power cord. Each fixture requires its own power feed. For extra cord, order **XP** (max. 25 ft.).
- Standard driver, constant current, 120/277V, 50/60 Hz. Class 2, in a remote housing.
- Back plate has a 7/8" opening for direct conduit feed and is not intended for J-box mount.
- U.L. listed for dry locations.

WHITE LEDS

- Nichia Corp. NFSL757 linear board chips.
- White color temperatures include **W30** (3000K), **W35** (3500K) and **W40** (4000K).
- CRI: 90.0
- R9 ≥ 50.0

COLOR LEDS

- 12V single color LEDs (**R**ed and **B**lue), 1.6W per ft.
- 24V **SQ**-RGB, 4.8W per ft., controlled with DMX 512 interface (see BDMXMOD, back page). Optional wall box control, offered separately (See Traxon below, right).

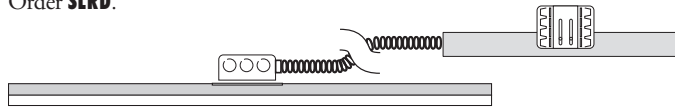
RECESSED DRIVER

Driver must be accessible after installation.

Multiple drivers must be mounted no less than 4 inches apart side-by-side, and 1 inch apart end-to-end, to avoid overheating.

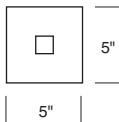
Standard pendant length: 8 ft. Specify **XP** for extra pendant. Maximum canopy to fixture distance: 25 ft. Maximum canopy to driver distance: 100 ft. (with 10 AWG wire).

Order **SLRD**.



OPTIONAL J-BOX COVER

Cover plate mounts to maximum 4" square J-box. Driver housing mounts to wall on top of cover plate, which may be painted to match ceiling or wall, and includes two mounting spacers to offset cover thickness. Order **S100P**.



RED BRAIDED CORD

Red braided power cord. Order **RBRD**.



LED OPTIONS

DRIVERS

D—standard supplied driver. Programmable, 0–10V, 120/277V, 50/60 Hz, 1% dimming.

OPTIONAL DRIVER

BDM-W11

- Lutron EcoSystem LDE1 Series
- Dims to 1%
- Fade to off.

EMERGENCY BATTERY PACK

Ignites LEDs for 90 minutes. Adds additional length to driver housing. *Voltage must be specified.*

EM7—7W for 90 minutes.

EM12—12W for 90 minutes.

RGB OPTIONS

BDMXMOD

- Osram part no. OTDMXRGB supplied.
- DMX control interface for RGB LED.
- Provides DMX control with protocols that meet USITT DMX-512A or DMX512 (DIN 56930-2). No converter is required. DMX controls by others.
- A second 4-conductor control cable to fixture canopy is supplied.

BTRAXW—white faceplate

- Standalone, wall-mounted (12V power supply included) DMX controller for RGB LED that provides direct access to fixtures.
- Tune color and brightness with the Light-Drive wheel.
- Fully dimmable white mode button.
- See www.traxon-usa.com for details.

