

## ASPECT REFLECTOR WITH UP-LIGHT



**TYPE:**

**PROJECT:**

**ORDER NUMBER:**

Model#	Paint Finish	Wattage	Voltage	Ballast
	Hammertone	18, 26, 32,	1-120V	E-Electronic
	Silver	42 or 57	2-277V	D3, D4, D5, D8,
	White			D9-Dimming
	CC-Custom			only for items
	RAL color			marked ♦.
				(See back page
				for details.)

**Example:**

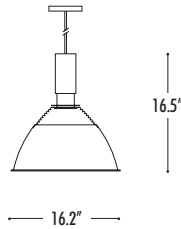
2792	W	32	1	E
------	---	----	---	---

\*Custom Color available for ballast housing and ceiling canopy only.

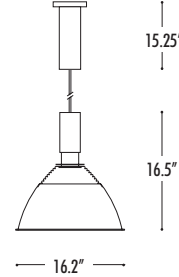
### PENDANT MOUNT

Canopy mounts to standard J-boxes with 6' of Pendant standard and can be specified in any length. U.L. listed for damp locations.

**2792**  
CFL



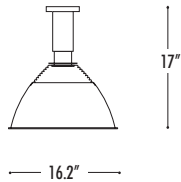
**2792EM**  
CFL



### SURFACE MOUNT

Canopy mounts to standard J-boxes and supports ballast housing. U.L. listed for damp locations.

**2791**  
CFL



### REFLECTORS

Aluminum clad top reflector has frosted glass top for ambient up-lighting and an internal downlight reflector for beam and glare control.

**Note:** Reflector cannot be custom painted due to anodized finish.

**DELRAY**  
**LIGHTING**  
INCORPORATED

**279**

BURBANK,  
CALIFORNIA,  
91505  
WWW.  
DELRAY  
LIGHTING.  
COM

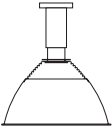
JUN 2011

## COMPACT FLUORESCENT

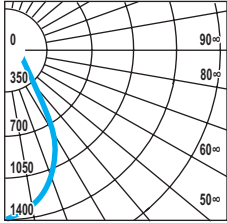
## BALLAST INFO

## OPTIONS

### 1-32W PLT



### CP DISTRIBUTION



### COEFFICIENTS OF UTILIZATION

#### % CEILING 80 (20% FLOOR)

% WALL	70	50	30
0	78	78	78
1	74	72	70
2	70	67	64
3	67	62	59
4	63	58	55
5	60	54	50
6	57	51	47
7	53	47	43
8	51	44	40
9	48	41	37
10	45	39	35

### NOTES

#### 279232

1-32W triple tube  
G24q-2 electronic socket  
Total lumens: 2400  
Spacing criteria: .8

### DIMMING

- Voltage *must* be specified.
- Controls lumen output down to  $\pm 5\%$ .
- Compatible dimmers required for all ballasts.
- **D3** Advance Mark X for 26, 32, 42 or 57W lamp.
- **D4** Lutron Tu-Wire for 26 or 32W lamp. 120V *only*.
- **D5** Advance Mark VII for 18, 26, 32 or 42W lamp.
- **D8** Lutron Hi-Lume 1% for 26 or 32W lamp. Controls lumen output down to  $\pm 1\%$ .

### EMERGENCY

- Voltage *must* be specified.
- **EM** emergency power provides 650 lumens for one lamp for 90 minutes. Ht.=15.25"
- **EM13** emergency power provides 1300 lumens for one lamp for 90 minutes. Ht.=18.75"
- **D9** Lutron EcoSystem for 18, 26, 32 or 42W lamp. Controls lumen output down to  $\pm 5\%$ .

**AL**-Acrylic Lens. For security and food service installations.  
Use with CFL lamps *only*.

