

Rail system wiring harness features poke in wire terminals for quick assembly

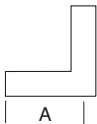
① Mounting Rail

Matte anodized aluminum sections includes joining plate and wiring harness.

Catag Number	Length Inches	Length mm
SR24	23.6	600
SR36	35.4	900
SR48	47.25	1200
SR60	59	1500
SR72	70.9	1800
SR96	94.5	2400

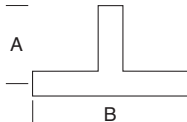
② 90° Corner Joint

Cat.#	Inches	MM
SRL	5.9	150



T-connector

Catag Number	Length Inches	Length mm
SRT A	5.9	150
B	11.8	300



③ Covering section

Rail fixtures come mounted to a matte anodized aluminum section that snaps to mounting rail. Blank cover sections for spacing fixtures apart are available in the following sizes:

Catag Number	Length Inches	Length mm
SC06	5.9	150
SC12	11.8	300
SC24	23.6	600
SC36	35.4	900
SC48	47.25	1200
SC60	59	1500
SC72	70.9	1800
SC96	94.5	2400

④ Cable assembly

Cat. # SAC-8' of aircraft cable with top and bottom cable gripper, specify extra length if required.

⑤ Power Feed Canopy

Cat.# SPF3-8' of silver braided 3 conductor cord (black, white, green)
SPF4-8' of silver braided 4 conductor cord for SD1, SD8 and SEM options

SPF5-8' of silver braided 5 conductor cord (black, white, green, purple, grey) for SD5 and SD9 dimming ballasts

⑥ Spotlight Sections

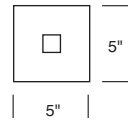
Cat.# SW1MR-300mm covering section with one adjustable MR16 spot light.

SW2MR-600mm covering section with two adjustable MR16 spot lights.

SW3MR-900mm covering section with three adjustable MR16 spot lights.

J-box cover

Cat.# S100P-Swing rail housings should be fed directly with conduit but if mounting to a J-box



Rail end cover

Cat.# SE0-no hole

SE1-with 3/8" cord hole

SE2-with 7/8" hole for conduit

