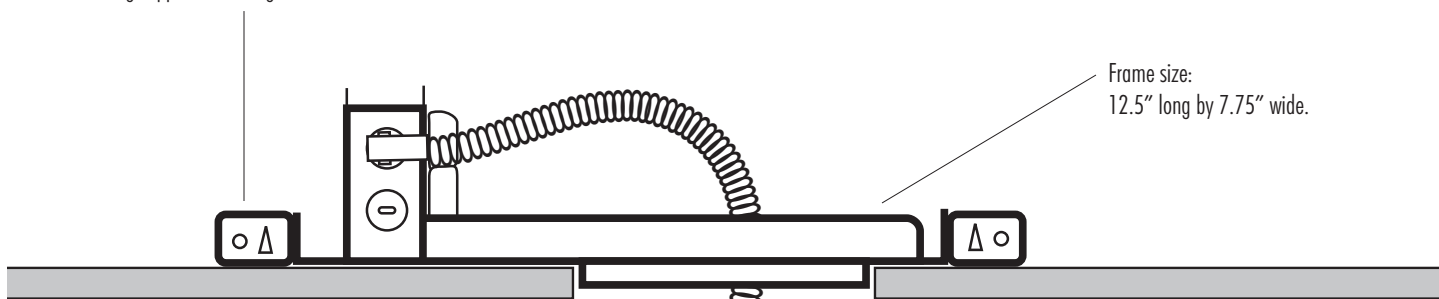


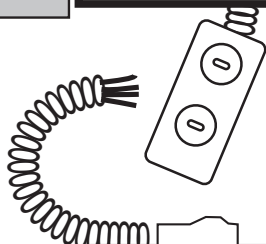
Mount frame in ceiling using supplied bar hangers.

Frame size:
12.5" long by 7.75" wide.

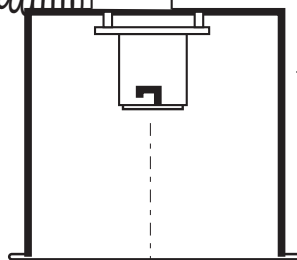


Below ceiling, attach flex from can to J-box using snap-on connector. Wire up color-coded wires.

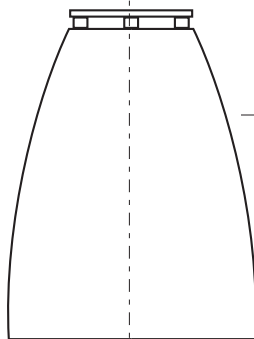
6.375" cutout



Insert can into opening until flush with ceiling.



Flange OD: 7.25"



Twist lock glass shade into position and insert appropriate lamp.

TWIST LOCK SOCKET

Push lamp in and twist clockwise to lock into place.

